



ski-doo

SPEC BOOK

**VEHICLES • ACCESSORIES • PARTS • MAINTENANCE
APPAREL • BRANDED MERCHANDISE**

2022

PRODUCT SPEC BOOK

2022

VEHICLE SPECIFICATIONS

- 5 Rotax Engines
- 6 Summit X with Expert Package
- 7 Summit X
- 8 Summit Sp
- 9 Freeride
- 10 Backcountry X-RS
- 11 Backcountry
- 12 Backcountry Sport
- 13 Renegade X-Rs with Competition Package
- 14 Renegade X-RS
- 15 Renegade Adrenaline
- 16 Renegade Sport
- 17 MXZ X-RS
- 18 MXZ Sport
- 19 Grand Touring Sport
- 20 Expedition Xtreme
- 21 Expedition SE
- 22 Expedition LE
- 23 Expedition Sport
- 24 Tundra LT
- 25 Skandic WT
- 26 Skandic Sport
- 27 Comparative Chart

ACCESSORIES

- 32 Platform/Accessory Fit Guide
- 34 LinQ Accessories
- 36 Fuel & Oil Caddies
- 37 Storage
- 47 Sleigh, Racks & Holders
- 49 Seats & Backrests
- 53 Windshields & Wind Protection
- 60 Handguards & Handlebar
- 62 Mirrors
- 63 LED Lights
- 64 Adjustable Risers & Extension Kits
- 66 Bumpers, Hitches & Winches
- 72 Protection & Reinforcement
- 75 Toe-Holds, Footrests & Knee Pads
- 77 Suspension & Fox Shock Kits
- 80 Vent Kits & Prefilters
- 81 Cooling & Lubrication
- 82 Electrical & Electronics
- 86 Trailering & Covers
- 89 Garage & Truck Sled Decks

PARTS

- 92 Traction & Control
- 103 Propulsion
- 105 Electrical

MAINTENANCE

- 108 Oils & Maintenance Products

APPAREL

- 114 Technology Guide
- 119 Helmets
- 122 Goggles
- 123 Riding Gear
- 129 Mitts & Gloves
- 131 Boots & Socks
- 132 Headwear & Balaclavas
- 134 Base Layers
- 136 Mid Layers
- 137 Men's Sportswear
- 140 Ladies' Sportswear
- 142 Kids & Teen Wear
- 145 Tekvest
- 145 Bags
- 146 Sizing Chart

*THAT **ski-doo** FEELING*

For advertising purposes, some scenes depicted in this brochure include professional riders and racers executing maneuvers or performances under ideal and/or controlled conditions. Do not attempt any of these or any other risky maneuvers if they're beyond your level of riding ability, as well as your understanding and respect for the performance of your snowmobile. Always ride responsibly and safely. Always observe applicable local laws and regulations. Always wear the appropriate protective clothing, including a helmet. And remember, if you're going to drink, please don't ride. Because of its ongoing commitment to product quality and innovation, Bombardier Recreational Products Inc. (BRP) reserves the right, at any time, to discontinue or change specifications, prices, designs, features, models or equipment without incurring any obligation. Some models depicted herein may include optional equipment. Prices are based on Manufacturer Suggested Retail Prices. Dealer may sell for a different price. Taxes are not included. BRP is a proud member of the SSCC (Snowmobiling Safety Certification Committee), Machine Safety Standard, Operator Safety Training, Safe Trails, ISMA (International Snowmobile Manufacturers Association), National Snowmobile Foundation and Tread Lightly! Inc. By being a member of these important snowmobiling associations, we recognize and support their efforts in sharing the responsibility in promoting the growth of our sport. Isolfil is a registered trademark of Yarns and Threads For Textile. moFIT is registered trademark of MCTECH Corporation. PrimaLoft Gold, PrimaLoft Silver and PrimaLoft Black are registered trademarks of Albany International Corp. Sympatex is a registered trademark of Sympatex Technologies GmbH. Dri-Lex is a registered trademark of Faytex Corp. Vespel, Teflon HT and Kevlar are trademarks of E.I. DuPont de Nemours & Co. Thermolite and Cordura are registered trademarks of INVISTA for durable fabrics. Thermocool is a registered trademark of ADVANSA. Velcro is a registered trademark of Velcro Industries. Scott is a trademark of Scott Sports SA. M-FORGE® Composite is a patented and registered trademark of MAT GROUP™. TekVest is a registered trademark of Tekrider. Fidlock is a registered trademark of Fidlock GmbH. Terra is a trademark of Superwinch LLC. Bluetooth is a registered trademark of Bluetooth SIG, Inc. Warn is a registered trademark of Warn Industries Inc. GTX is a trademark of Castrol Limited used under license. Montana and Zumo are registered trademarks of Garmin Ltd. NGK is a registered trademark of NGK Spark Plugs, Ltd. Extender Trail III, Trail Blazer IV, Executive, Flat-top and Dooly are trademarks and registered trademarks of Woody's International Engineering and Manufacturing, Inc. RipSaw, RipSaw Lite, ICE Ripper, ICE Ripper XT, ICE Attack and Powder Max are trademarks of Camoplast Inc. Lexan is a registered trademark of SABIC Innovative Plastics. Supercrimp II is a trademark of Bowdriks Industries. FOX is a registered trademark of Fox Racing Canada. Kolpin and Impact are registered trademarks of Kolpin Powersports Inc. Yuasa is a registered trademark of YUASA Batteries Inc. Schumacher® and the Schumacher logo are registered trademarks of Schumacher Electric Corporation. Depending on location, products are distributed by BRP US Inc., Bombardier Recreational Products Inc., BRP European Distribution SA, BRP Finland Oy., BRP Australia Pty Ltd. or Bombardier Recreational, Products Motores da Amazonia Ltda. In the U.S.A., products are distributed by BRP US Inc. In Canada, products are distributed by Bombardier Recreational Products Inc. ®/TM and the BRP logo are trademarks and registered of Bombardier Recreational Products Inc. or its affiliates. All other company and/or product names are trademarks or registered trademarks of their respective holders. © 2021 BRP. All rights reserved.



VEHICLE SPECIFICATIONS

// VEHICLE SPECIFICATIONS

5	ROTAX ENGINES	20	EXPEDITION XTREME
6	SUMMIT X WITH EXPERT PACKAGE	21	EXPEDITION SE
7	SUMMIT X	22	EXPEDITION LE
8	SUMMIT SP	23	EXPEDITION SPORT
9	FREERIDE	24	TUNDRA LT
10	BACKCOUNTRY X-RS	25	SKANDIC WT
11	BACKCOUNTRY	26	SKANDIC SPORT
12	BACKCOUNTRY SPORT	27	COMPARATIVE CHART
13	RENEGADE X-RS WITH COMPETITION PACKAGE		
14	RENEGADE X-RS		
15	RENEGADE ADRENALINE		
16	RENEGADE SPORT		
17	MXZ X-RS		
18	MXZ SPORT		
19	GRAND TOURING SPORT		

ROTAX® ENGINES

ROTAX 2-STROKE ENGINES

Heart-thumping power, lightweight design, proven reliability – E-TEC direct-injection engine technology delivers the most sought-after attributes in the snowmobile industry.

Our lineup of 2-stroke engines now includes the brand-new 600 EFI (Electronic Fuel Injection) engine. Reliable, affordable and easy to use, it's an entry-level engine that far exceeds what you thought an entry-level engine had to be.

With E-TEC engine lineup you also get:

- Industry-leading fuel economy²
- Excellent oil economy
- Virtually no smoke or smell
- Light, linear throttle pull
- Automatic summerization process

850 E-TEC TURBO

- 165 hp up to 8,000 ft¹
- World's first factory-built 2-stroke turbo

850 E-TEC

- 165 horsepower¹
- Up to 19 mpg (12.3 L/100 km)²

600R E-TEC

- 125 horsepower¹
- Up to 21 mpg (11.3 L/100 km)²

600 EFI

- 85 horsepower¹
- Up to 18 mpg (13.3 L/100 km)²

E-TEC engines are the best-selling 2-stroke engines in snowmobiling.⁴

ROTAX ACE™ 4-STROKE ENGINES

With the Advanced Combustion Efficiency (ACE) family of engines, BRP engineers optimized the combustion system, reduced mechanical friction, and freed intake and exhaust breathing. The result is the most efficient engines in snowmobiling. Not only are they efficient, they're a pleasure to operate and own. Very little maintenance is required; they run smoothly and produce a nice, solid – yet quiet – sound.

NEW 900 ACE TURBO R

- Rotax-designed turbocharger
- 180 horsepower¹
- Cable-activated throttle with reconfigured iTC

900 ACE TURBO - 150 WITH iTC

- 150 horsepower¹
- Up to 19.4 mpg (12.1 L/100 km)³

900 ACE WITH iTC

- 3 cylinders
- 95 horsepower¹
- Up to 21.8 mpg (10.8 L/100 km)³

600 ACE WITH iTC

- 2 cylinders
- 62 horsepower¹
- Up to 29 mpg (8 L/100 km) – the most fuel-efficient in the entire industry³

ACE engines are the best-selling 4-stroke engines in snowmobiling.⁴



INTELLIGENT THROTTLE CONTROL

Standard on the ACE engines, the iTC™ system delivers a whole different snowmobiling experience.

- **Driving Modes:** A button on the console enables you to select one of three driving modes. Standard mode ensures a smooth start and linear acceleration; Sport enables full performance and quicker acceleration; ECO® limits top speed and acceleration rates for a more relaxed, fuel-conserving ride.
- **Finger Throttle:** The throttle block can be rotated forward for use as a finger throttle, if preferred. Great for changing hand positions on a long ride and for more control through bumps.

¹ Observed metric horsepower based on internal dyno test performed in optimal conditions.

² Data based on internal engineering trail testing.

³ Data based on internal engineering trail testing in ECO mode.

⁴ Based on retail sale results as of December 31, 2019.



Experience the advantage of XPS. Oil and care products engineered to extend the life of your ride, tested in the world's harshest conditions, and designed to optimize your vehicle's performance. Learn more at XPSlubricants.com

SUMMIT® X® WITH EXPERT PACKAGE

The ultimate deep-snow sled with features sharpened for technical terrain riding.



// WHAT'S NEW

- Standard with two sets of LinQ attachment points

SUMMIT® X® WITH EXPERT PACKAGE
165 850 E-TEC® TURBO SHOWN

// PACKAGE HIGHLIGHTS

- Two *ULTIMATE* color options with panel wrap: supreme look and finish, maximum protection
- Rotax® 850 E-TEC® or 850 E-TEC Turbo engines available
- Premium shock package with stiffer calibration
- Short tunnel with lightweight snowflap
- RAS™ 3 front suspension with lightweight ski spindle and revised ski stopper
- tMotion™ rear suspension with ice scratchers and adjustable limiter strap
- E-TEC® SHOT™ starter standard
- Full-length extruded-profile running boards with large openings
- One-piece lightweight hood on all models
- Flexible handguards
- Short riser block (120 mm)
- Sea-level calibration
- 4.5 in. digital display
- Smaller-diameter handlebar ends and handgrips
- Ultra-compact and lightweight deep-snow seat
- DS 3 skis
- Belt monitoring system

ROTAX® ENGINE	850 E-TEC® TURBO	850 E-TEC®
Engine details	Liquid-cooled, two-stroke, turbocharged, eRAVE™	Liquid-cooled, two-stroke, eRAVE™
Horsepower	165 up to 2.44 km	165
Cylinders – Displacement	2 – 849 cc	2 – 849 cc
Bore – Stroke	82 mm – 80.4 mm	82 mm – 80.4 mm
Carburation	E-TEC® direct injection with additional booster injectors	E-TEC® direct injection with additional booster injectors
Fuel type – Octane	Unleaded – 95	Unleaded – 95
Fuel tank	36 L	36 L
Oil tank capacity	3.4 L	3.4 L

POWERTRAIN

Drive clutch	pDrive™ with clickers	pDrive™ with clickers
Driven clutch	QRS Vent Plus	QRS Vent Plus
Drive sprocket pitch	89 mm	89 mm

DIMENSIONS

Overall vehicle length	3,188 mm (154 in.) 3,299 mm (165 in.)
Overall vehicle width	1,080 to 1,110 mm
Overall vehicle height	1,306 mm
Ski stance	864 mm
Track (Length x Width x Profile)	PowderMax® Light 154 x 16 x 3.0 in. 165 x 16 x 3.0 in.

COLOR

ULTIMATE Liquid Titanium / Carbon Black

ULTIMATE Triple Black

SUSPENSION

Front suspension	RAS™ 3
Front shock	HPG™ Plus with lightweight springs
Front suspension travel	215 mm
Rear suspension	tMotion™ with adjustable limiter strap
Center shock	HPG™ Plus with lightweight spring
Rear shock	KYB® PRO 36 Easy-Adjust
Rear suspension travel	239 mm (154, 165 in.)

FEATURES

Frame	REV® Gen4
Bodywork	Narrow design
Skis	Pilot™ DS 3
Seating	Deep-snow ultra-compact and lightweight
Handlebar	Tapered U-shaped aluminum with J-hooks/ Low grab handle/Flexible handguards
Riser block height	120 mm
Starter	SHOT
Reverse	RER™
Air radiator	
Brake system	Brembo racing brake with stainless-steel braided brake line
Heated throttle lever/grips	Standard
Gauge type	4.5 in. digital display
Windshield	Optional
Runner – Carbide	Square 3/8 – 102 mm
Bumpers (front/rear)	Std/Std

SUMMIT® X®

Longer climbs, tighter tree lines
and deeper powder.



SUMMIT® X®
165 850 E-TEC® SHOWN

// WHAT'S NEW

- HPG Plus shock package with lightweight springs
- Two color choices
- One-piece lightweight hood on all models
- Standard with two sets of LinQ attachment points

// PACKAGE HIGHLIGHTS

- Rotax® 850 E-TEC® engine
- Short tunnel with lightweight snowflap
- RAS™ 3 front suspension with lightweight ski spindle and revised ski stopper
- tMotion™ rear suspension with ice scratchers
- E-TEC® SHOT™ starter standard
- Full-length extruded-profile running boards with large openings
- *ULTIMATE* color option with panel wrap: supreme look and finish, maximum protection
- Low handlebar strap
- Sea-level calibration available on select configurations
- 4.5 in. digital display
- Smaller-diameter handlebar ends and handgrips
- Compact and lightweight deep-snow seat
- DS 3 skis
- Belt monitoring system

ROTAX® ENGINE

	850 E-TEC®
Engine details	Liquid-cooled, two-stroke, eRAVE™
Horsepower	165
Cylinders – Displacement	2 – 849 cc
Bore – Stroke	82 mm – 80.4 mm
Carburation	E-TEC® direct injection with additional booster injectors
Fuel type – Octane	Unleaded – 95
Fuel tank	36 L
Oil tank capacity	3.4 L

POWERTRAIN

Drive clutch	pDrive™ with clickers
Driven clutch	QRS Vent Plus
Drive sprocket pitch	89 mm

DIMENSIONS

Overall vehicle length	3,188 mm (154 in.) 3,299 mm (165 in.)
Overall vehicle width	1,080 to 1,110 mm
Overall vehicle height	1,306 mm
Ski stance	910 or 950 mm
Track (Length x Width x Profile)	PowderMax® Light with FlexEdge™: 154 x 16 x 3.0 in. 165 x 16 x 3.0 in.

COLOR

ULTIMATE Scandinavian Blue / Orange Crush 

Triple black 

SUSPENSION

Front suspension	RAS™ 3
Front shock	HPG™ Plus with lightweight springs
Front suspension travel	215 mm
Rear suspension	tMotion™
Center shock	HPG™ Plus with lightweight spring
Rear shock	HPG™ Plus
Rear suspension travel	239 mm

FEATURES

Frame	REV® Gen4
Bodywork	Narrow design
Skis	Pilot™ DS 3
Seating	Deep-snow compact and lightweight
Handlebar	Tapered U-shaped aluminum with J-hooks/ Low grab handle
Riser block height	165 mm
Starter	SHOT
Reverse	RER™
Air radiator	
Brake system	Brembo racing brake with stainless-steel braided brake line
Heated throttle lever/grips	Standard
Gauge type	4.5 in. digital display flat angle
Windshield	Optional
Runner – Carbide	Square 3/8 – 102 mm
Bumpers (front/rear)	Std/Std

SUMMIT® SP®

An excellent deep-snow machine for any rider.



SUMMIT® SP®
154 600R E-TEC® SHOWN

// PACKAGE HIGHLIGHTS

- Rotax® 850 E-TEC® and 600R E-TEC® engines
- High-quality HPG shock package
- RAS™ 3 front suspension with lightweight ski spindle and revised ski stopper
- tMotion™ rear suspension with ice scratchers
- Deep-snow running boards with large openings
- Glove box with 4 L of storage
- Low handlebar strap
- NEW standard with two sets of LinQ attachment points
- 4.5 in. digital display
- Smaller-diameter handlebar ends and handgrips
- DS 3 skis
- Belt monitoring system (850 E-TEC only)

ROTAX® ENGINE

	850 E-TEC®	600R E-TEC®
Engine details	Liquid-cooled, two-stroke, eRAVE™	Liquid-cooled, two-stroke, eRAVE™
Horsepower	165	125
Cylinders – Displacement	2 – 849 cc	2 – 599.4 cc
Bore – Stroke	82 mm – 80.4 mm	72.3 mm – 73 mm
Carburation	E-TEC® direct injection with additional booster injectors	E-TEC® direct injection
Fuel type – Octane	Unleaded – 95	Unleaded – 95
Fuel tank	36 L	36 L
Oil tank capacity	3.4 L	3.4 L

POWERTRAIN

Drive clutch	pDrive™ with clickers	pDrive™ with clickers
Driven clutch	QRS Vent Plus	QRS Vent Plus
Drive sprocket pitch	73 mm [146 in.] 89 mm [154 in.]	73 mm [146 in.] 89 mm [154 in.]

DIMENSIONS

Overall vehicle length	3,208 mm [146 in.] 3,318 mm [154 in.]
Overall vehicle width	1,080 to 1,110 mm
Overall vehicle height	1,306 mm
Ski stance	910 or 950 mm
Track (Length x Width x Profile)	PowderMax' II with FlexEdge™: 146 x 16 x 2.5 in. PowderMax' Light with FlexEdge™: 154 x 16 x 2.5 in.

COLOR

Black / Orange Crush

Black

SUSPENSION

Front suspension	RAS™ 3
Front shock	HPG™
Front suspension travel	215 mm
Rear suspension	tMotion™
Center shock	HPG™
Rear shock	HPG™
Rear suspension travel	239 mm

FEATURES

Frame	REV® Gen4
Bodywork	Narrow design
Skis	Pilot™ DS 3
Seating	Deep-snow
Handlebar	Tapered U-shaped aluminum with J-hooks/ Low grab handle
Riser block height	165 mm
Starter	Electric
Reverse	RER™
Air radiator	
Brake system	Brembo racing brake with stainless-steel braided brake line
Heated throttle lever/grips	Standard
Gauge type	4.5 in. digital display
Windshield	210 mm
Runner – Carbide	Square 3/8 – 102 mm
Bumpers (front/rear)	Std/Std

FREERIDE™

Live large, live free
and go big.



FREERIDE®
165 850 E-TEC® TURBO SHOWN

// PACKAGE HIGHLIGHTS

- Rotax® 850 E-TEC® or 850 E-TEC Turbo engines available
- High-performance KYB PRO shock package with lightweight springs
- Short tunnel with lightweight snowflap
- RAS™ 3 front suspension with lightweight ski spindle and revised ski stopper
- tMotion™ rear suspension with reinforced rails and ice scratchers
- E-TEC® SHOT™ starter standard in Turbo models
- Full-length extruded-profile running boards with large openings
- One-piece lightweight hood on all configurations
- Sway bar quick-disconnect
- Low handlebar strap
- NEW standard with two sets of LinQ attachment points
- Sea-level calibration
- 4.5 in. digital display
- Smaller-diameter handlebar ends and handgrips
- Compact and lightweight deep-snow seat
- DS 3 skis
- Belt monitoring system

ROTAX® ENGINE

	850 E-TEC® TURBO	850 E-TEC®
Engine details	Liquid-cooled, two-stroke, turbocharged, eRAVE™	Liquid-cooled, two-stroke, eRAVE™
Horsepower	165 up to 2.44 km	165
Cylinders – Displacement	2 – 849 cc	2 – 849 cc
Bore – Stroke	82 mm – 80.4 mm	82 mm – 80.4 mm
Carburation	E-TEC® direct injection with additional booster injectors	E-TEC® direct injection with additional booster injectors
Fuel type – Octane	Unleaded – 95	Unleaded – 95
Fuel tank	36 L	36 L
Oil tank capacity	3.4 L	3.4 L

POWERTRAIN

Drive clutch	pDrive™ with clickers	pDrive™ with clickers
Driven clutch	QRS Vent Plus	QRS Vent Plus
Drive sprocket pitch	89 mm	73 mm [146 in.] 89 mm [154 – 165 in.]

DIMENSIONS

Overall vehicle length	3,058 mm [146 in.] 3,188 mm [154 in.] 3,299 mm [165 in.]
Overall vehicle width	1,140 to 1,180 mm [146 in.] 1,080 to 1,110 mm [154 – 165 in.]
Overall vehicle height	1,306 mm
Ski stance	910 or 950 mm
Track (Length x Width x Profile)	PowderMax® II with FlexEdge™: 146 x 16 x 2.5 in. PowderMax® Light with FlexEdge™: 154 x 16 x 3.0 in. 165 x 16 x 3.0 in.

COLOR

Arctic Desert 

SUSPENSION

Front suspension	RAS™ 3
Front shock	KYB® PRO 36 R Easy-Adjust
Front suspension travel	215 mm
Rear suspension	tMotion™
Center shock	KYB® PRO 40 Easy-Adjust
Rear shock	KYB® PRO 40 Easy-Adjust
Rear suspension travel	239 mm

FEATURES

Frame	REV® Gen4
Bodywork	Narrow design
Skis	Pilot™ DS 3
Seating	Deep-snow compact and lightweight
Handlebar	Tapered U-shaped aluminum with J-hooks/ Low grab handle
Riser block height	165 mm
Starter	850 E-TEC: Electric 850 E-TEC Turbo: SHOT
Reverse	RER™
Brake system	Brembo racing brake with stainless-steel braided brake line
Heated throttle lever/grips	Standard
Gauge type	4.5 in. digital display
Windshield	Optional
Runner – Carbide	Square 3/8 – 102 mm
Bumpers (front/rear)	Std/Std

BACKCOUNTRY™ X-RS®

The most aggressive crossover vehicle with snocross attitude and go-anywhere capability.



BACKCOUNTRY™ X-RS®
154 850 E-TEC® SHOWN

// WHAT'S NEW

- Two *ULTIMATE* color options with panel wrap: supreme look and finish, maximum protection
- Standard with two sets of LinQ attachment points

// PACKAGE HIGHLIGHTS

- Rotax® 850 E-TEC® engine
- High-performance KYB PRO shock package
- 7.8 in. wide LCD display with BRP Connect available
- RAS™ 3 front suspension
- cMotion™ rear suspension
- RS running boards
- Glove box with 4 L of storage
- Backlit multifunction handlebar controls
- pDrive™ clutch with clickers
- Transparent handguards
- Open toe-hold
- DS 2 skis
- Adjustable ski stance
- Belt monitoring system

ROTAX® ENGINE

850 E-TEC®

Engine details	Liquid-cooled, two-stroke, eRAVE™
Horsepower	165
Cylinders – Displacement	2 – 849 cc
Bore – Stroke	82 mm – 80.4 mm
Carburation	E-TEC® direct injection with additional booster injectors
Fuel type – Octane	Unleaded – 95
Fuel tank	36 L
Oil tank capacity	3.4 L

POWERTRAIN

Drive clutch	pDrive™ with clickers
Driven clutch	QRS Vent Plus
Drive sprocket pitch	73 mm

DIMENSIONS

Overall vehicle length	3,174 mm [146 in.] 3,284 mm [154 in.]
Overall vehicle width	1,140 to 1,180 mm
Overall vehicle height	1,229 mm
Ski stance	975 or 1,020 mm
Track [Length x Width x Profile]	PowderMax¹: 146 x 16 x 2.0 in. PowderMax 2¹: 154 x 16 x 2.5 in.

COLOR

ULTIMATE Liquid Titanium / Carbon Black

ULTIMATE Black

SUSPENSION

Front suspension	RAS™ 3
Front shock	KYB¹ PRO 36 R Easy-Adjust
Front suspension travel	220 mm
Rear suspension	cMotion™
Center shock	KYB¹ PRO 40 Easy-Adjust
Rear shock	KYB¹ PRO 40 Easy-Adjust
Rear suspension travel	239 mm [154, 165 in.]

FEATURES

Frame	REV® Gen4
Bodywork	Narrow design
Skis	Pilot™ DS 2
Seating	Trail performance
Handlebar	U-shaped aluminum with J-hooks/ Transparent handguards
Riser block height	120 mm
Starter	Electric
Reverse	RER™
Air radiator	
Brake system	Brembo racing brake with stainless-steel braided brake line
Heated throttle lever/grips	Standard
Gauge type	7.2 in. wide digital display 7.8 in. wide LCD color display [opt.]
Windshield	Optional
Runner – Carbide	Round 7/16 – 102 mm
Bumpers (front/rear)	Std/Std

BACKCOUNTRY™

Loaded with crossover-specific features for spending equal time riding on- or off-trail.



BACKCOUNTRY™
146 600R E-TEC® SHOWN

// PACKAGE HIGHLIGHTS

- Rotax® 600R E-TEC engine
- High-quality HPG shock package
- 4.5 in. digital display
- RAS™ 3 front suspension
- cMotion™ rear suspension
- Electric starter
- Improved deep-snow running boards with large openings
- Glove box with 4 L of storage
- Low windshield with deflectors
- pDrive™ clutch with clickers
- Transparent handguards
- Open toe-hold
- NEW standard with two sets of LinQ attachment points
- DS 2 skis
- Adjustable ski stance

ROTAX® ENGINE

	600R E-TEC®
Engine details	Liquid-cooled, two-stroke, eRAVE™
Horsepower	125
Cylinders – Displacement	2 – 599.4 cc
Bore – Stroke	72.3 mm – 73 mm
Carburation	E-TEC® direct injection
Fuel type – Octane	Unleaded – 95
Fuel tank	36 L
Oil tank capacity	3.4 L

POWERTRAIN

Drive clutch	pDrive™ with clickers
Driven clutch	QRS Vent Plus
Drive sprocket pitch	73 mm

DIMENSIONS

Overall vehicle length	3,174 mm
Overall vehicle width	1,140 to 1,180 mm
Overall vehicle height	1,331 mm
Ski stance	975 or 1,020 mm
Track	PowderMax™
(Length x Width x Profile)	146 x 16 x 2.0 in.

COLOR

Catalyst Grey / Octane Blue	
Black	

SUSPENSION

Front suspension	RAS™ 3
Front shock	HPG™ Plus
Front suspension travel	220 mm
Rear suspension	cMotion™
Center shock	HPG™
Rear shock	HPG™
Rear suspension travel	239 mm

FEATURES

Frame	REV® Gen4
Bodywork	Narrow design
Skis	Pilot™ DS 2
Seating	Trail performance
Handlebar	U-shaped aluminum with J-hooks/ Transparent handguards
Riser block height	120 mm
Starter	Electric
Reverse	RER™
Air radiator	
Brake system	Brembo brake with stainless-steel braided brake line
Heated throttle lever/grips	Standard
Gauge type	4.5 in. digital display
Windshield	360 mm
Runner – Carbide	Square 3/8 – 102 mm
Bumpers (front/rear)	Std/Std

BACKCOUNTRY™ SPORT

For the value-oriented 50-50 rider wanting an advanced platform and modern engine technology.



BACKCOUNTRY™ SPORT
146 600 EFI SHOWN

// PACKAGE HIGHLIGHTS

- Rotax® 600 EFI engine
- 4.5 in. digital display
- RAS™ 3 front suspension
- cMotion™ rear suspension
- Electric starter
- Improved deep-snow running boards with large openings
- Glove box with 4 L of storage
- Low windshield
- pDrive™ clutch
- Brembo brake with braided stainless-steel brake line
- NEW standard with two sets of LinQ attachment points
- DS 2 skis
- Adjustable ski stance

ROTAX® ENGINE

600 EFI

Engine details	Liquid-cooled, two-stroke
Horsepower	85
Cylinders – Displacement	2 – 599.4 cc
Bore – Stroke	72.3 mm – 73 mm
Carburation	EFI
Fuel type – Octane	Unleaded – 95
Fuel tank	36 L
Oil tank capacity	3.4 L

POWERTRAIN

Drive clutch	pDrive™
Driven clutch	QRS
Drive sprocket pitch	73 mm

DIMENSIONS

Overall vehicle length	3,174 mm
Overall vehicle width	1,140 to 1,180 mm
Overall vehicle height	1,331 mm
Ski stance	975 or 1,020 mm
Track	PowderMax™
[Length x Width x Profile]	146 x 16 x 2.0 in.

COLOR

Catalyst Grey / Black

SUSPENSION

Front suspension	RAS™ 3
Front shock	Motion Control
Front suspension travel	220 mm
Rear suspension	cMotion™
Center shock	Motion Control
Rear shock	HPG™
Rear suspension travel	239 mm

FEATURES

Frame	REV® Gen4
Bodywork	Narrow design
Skis	Pilot™ DS 2
Seating	Trail compact
Handlebar	U-shaped aluminum with J-hooks
Riser block height	120 mm
Starter	Electric
Reverse	RER™
Air radiator	
Brake system	Brembo brake with stainless-steel braided brake line
Heated throttle lever/grips	Standard
Gauge type	4.5 in. digital display
Windshield	360 mm
Runner – Carbide	Square 3/8 in. – 102 mm
Bumpers (front/rear)	Std/Std

RENEGADE® X-RS® WITH COMPETITION PACKAGE

Powerful, lightweight and highly capable race-ready features.



// WHAT'S NEW

- Rotax® 600R E-TEC® engine
- Racing KYB® PRO 40 shock package
- Low profile 90 mm riser bloc
- Standard with 2 sets of LinQ attachment points

// PACKAGE HIGHLIGHTS

- 7.2 in. digital display
- RAS™ X front suspension
- rMotion™ X rear suspension
- Manual starter
- RS running boards
- pDrive™ clutch
- Low windshield with deflectors
- Forward steering post position
- Transparent handguards
- Reinforced rails
- Open toe-hold
- Pilot X skis
- Backlit multifunction handlebar controls

ROTAX® ENGINE

	600R E-TEC®
Engine details	Liquid-cooled, two-stroke, eRAVE™
Horsepower	125
Cylinders – Displacement	2 – 599.4 cc
Bore – Stroke	72.3 mm – 73 mm
Carburation	E-TEC® direct injection
Fuel type – Octane	Unleaded – 95
Fuel tank	36 L
Oil tank capacity	3.4 L

POWERTRAIN

Drive clutch	pDrive™ with clickers
Driven clutch	QRS
Drive sprocket pitch	73 mm

DIMENSIONS

Overall vehicle length	3,038 mm
Overall vehicle width	1,217 mm
Overall vehicle height	1,222 mm
Ski stance	1,077 mm
Track (Length x Width x Profile)	137 x 15 x 1.6 in. Cobra

COLOR

Black 

SUSPENSION

Front suspension	RAS™ X
Front shock	KYB PRO 40 R Easy-Adjust
Front suspension travel	265 mm
Rear suspension	rMotion™ X
Center shock	KYB® PRO 40 Easy-Adjust (double-rate springs)
Rear shock	KYB® PRO 40 Easy-Adjust
Rear suspension travel	292 mm

FEATURES

Frame	REV® Gen4
Bodywork	Narrow design
Skis	Pilot™ X
Seating	Trail performance
Handlebar	U-shaped aluminum with J-hooks/ Transparent handguards
Riser block height	90 mm
Starter	Manual
Reverse	RER™
Air radiator	
Brake system	Brembo racing brake with stainless- steel braided brake line
Heated throttle lever/grips	Standard
Gauge type	7.2 in. wide digital display
Windshield	360 mm
Runner – Carbide	Round 1/2 – 102 mm
Bumpers (front/rear)	Std/Std

RENEGADE® X-RS®

A hard-charging, race-inspired machine with the most advanced features and technology.

// WHAT'S NEW

- Smart-Shox semi-active suspension available
- Rotax® 900 ACE™ Turbo R with cable throttle housing and electro-mechanical reverse

// PACKAGE HIGHLIGHTS

- Rotax® 850 E-TEC® available
- High-performance KYB® PRO shock package
- 7.8 in. wide LCD display with BRP Connect available
- RAS™ X front suspension
- rMotion™ X rear suspension
- Electric starter
- RS running boards
- pDrive™ clutch
- Forward steering post position (850 E-TEC®)
- Rack steering system
- Forward adjustable riser
- Transparent handguards
- Open toe-hold
- Skis: Pilot™ X
- Backlit multifunction handlebar controls
- NEW standard with two sets of LinQ attachment points

ROTAX® ENGINE

	850 E-TEC®	900 ACE™ TURBO R
Engine details	Liquid-cooled, two-stroke, eRAVE™	Liquid-cooled, four-stroke D.O.H.C., dry sump, turbocharged
Horsepower	165	180
Cylinders – Displacement	2 – 849 cc	3 – 899 cc
Bore – Stroke	82 mm – 80.4 mm	73 mm – 69.7 mm
Carburation	E-TEC® direct injection with additional booster injectors	EFI
Fuel type – Octane	Unleaded – 95	Unleaded – 95
Fuel tank	36 L	36 L
Oil tank capacity	3.4 L	3.4 L

POWERTRAIN

Drive clutch	pDrive™ with clickers	pDrive™
Driven clutch	QRS Vent	QRS Vent
Drive sprocket pitch	73 mm	73 mm

DIMENSIONS

Overall vehicle length	3,038 mm
Overall vehicle width	1,241 mm
Overall vehicle height	1,222 mm
Ski stance	1,077 mm
Track (Length x Width x Profile)	Ice Ripper XT: 137 x 15 x 1.5 in.

RENEGADE® X-RS®
850 E-TEC® SHOWN

RENEGADE® X-RS®
900 ACE™ TURBO R SHOWN

COLOR

Sunburst Yellow / Black

Black

SUSPENSION

Front suspension	RAS™ X
Front shock	KYB® PRO 36 Easy-Adjust KYB® PRO Smart-Shox w/ opt. SAS
Front suspension travel	265 mm
Rear suspension	rMotion™ X
Center shock	KYB® PRO 40 Easy-Adjust
Rear shock	KYB® PRO 40 Easy-Adjust KYB® PRO Smart-Shox w/ opt. SAS
Rear suspension travel	292 mm

FEATURES

Frame	REV® Gen4
Bodywork	Narrow design (2-stroke engines) Wide design (4-stroke engines)
Skis	Pilot™ X
Seating	Trail performance (2-stroke engines) Trail with storage (4-stroke engines)
Handlebar	U-shaped aluminum with J-hooks/ Transparent handguards
Riser block height	Adjustable-120 mm
Starter	Electric
Reverse	RER™ (850 E-TEC®) Mechanical (900 ACE™ Turbo R)
Air radiator	
Brake system	Brembo racing brake with stainless-steel braided brake line
Heated throttle lever/grips	Standard
Gauge type	7.2 in. wide digital display 7.8 in. wide LCD color display (opt.)
Windshield	210 mm
Runner – Carbide	Round 1/2 – 102 mm
Bumpers (front/rear)	Std/Std

RENEGADE® ADRENALINE®

Tight cornering, big-bumps,
high speed and rough trails—
this sled conquers it all.

// WHAT'S NEW

- rMotion™ X rear suspension
- RAS™ X front suspension w/ wider ski stance
- Pilot X skis
- Standard with 2 sets of LinQ attachment points

// PACKAGE HIGHLIGHTS

- Rotax® 900 ACE™ engine
- High-quality HPG shock package
- pDrive™ clutch
- 4.5 in. digital display
- Electric starter
- Glove box with 4 L of storage
- Transparent handguards
- Low windshield (360 mm) with air deflectors



RENEGADE® ADRENALINE®
900 ACE™ SHOWN

ROTAX® ENGINE

Engine details	900 ACE™
	Liquid-cooled, four-stroke D.O.H.C., dry sump
Horsepower	95
Cylinders – Displacement	3 899 cc
Bore – Stroke	73 mm – 69.7 mm
Carburation	EFI
Fuel type – Octane	Unleaded 95
Fuel tank	36 L
Oil tank capacity	3.3 L

POWERTRAIN

Drive clutch	pDrive™ with slider shoes
Driven clutch	QRS
Drive sprocket pitch	73 mm

DIMENSIONS

Overall vehicle length	3,038 mm
Overall vehicle width	1,217 mm
Overall vehicle height	1,331 mm
Ski stance	1,077 mm
Track (Length x Width x Profile)	RipSaw®: 137 x 15 x 1.5 in.

COLOR

Sunburst Yellow / Black 

SUSPENSION

Front suspension	RAS™ X
Front shock	HPG™ Plus
Front suspension travel	243 mm
Rear suspension	rMotion™ X
Center shock	HPG™
Rear shock	HPG™
Rear suspension travel	292 mm

FEATURES

Frame	REV® Gen4
Bodywork	Wide design
Skis	Pilot™ X
Seating	Trail with storage
Handlebar	U-shaped aluminum with J-hooks/ Transparent handguards
Riser block height	120 mm
Starter	Electric
Reverse	Electro-mechanic
Brake system	Brembo brake with stainless-steel braided brake line
Heated throttle lever/grips	Standard
Gauge type	4.5 in. digital display
Windshield	360 mm
Runner – Carbide	Square 3/8 in. – 102 mm
Bumpers (front/rear)	Std/Std

RENEGADE® SPORT

Value-oriented with exceptional handling, bump capability and light off-trail riding.



RENEGADE® SPORT
600 ACE™ SHOWN

// PACKAGE HIGHLIGHTS

- Rotax® 600 ACE™ with 420W magneto
- HP6™ rear shock
- 4.5 in. digital display
- RAS™ 3 front suspension
- SC™-5M rear suspension
- Standard electric start
- Glove box with 4 L of storage
- Low windshield (360 mm)
- D.E.S.S.™ key
- Brembo brake with braided stainless-steel brake line
- Ergo-step side panels
- U-shaped aluminum handlebar with integrated J-hooks
- Pilot DS 2 skis
- NEW standard with two sets of LinQ attachment points

ROTAX® ENGINE

600 ACE™

Engine details	Liquid-cooled, four-stroke D.O.H.C., dry sump
Horsepower	62
Cylinders – Displacement	2 – 600 cc
Bore – Stroke	74 mm – 69.7 mm
Carburation	EFI
Fuel type – Octane	Unleaded – 95
Fuel tank	36 L
Oil tank capacity	2.1 L

POWERTRAIN

Drive clutch	eDrive™ II
Driven clutch	QRS
Drive sprocket pitch	73 mm

DIMENSIONS

Overall vehicle length	3,038 mm
Overall vehicle width	1,217 mm
Overall vehicle height	1,267 mm
Ski stance	1,077 mm
Track	Cobra:
(Length x Width x Profile)	137 x 15 x 1.35 in.

COLOR

Sunburst Yellow / Black 

SUSPENSION

Front suspension	RAS™ 3
Front shock	Motion Control
Front suspension travel	220 mm
Rear suspension	SC™-5M
Center shock	Motion Control
Rear shock	HP6™
Rear suspension travel	245 mm

FEATURES

Frame	REV® Gen4
Bodywork	Wide design
Skis	Pilot™ DS 2
Seating	Trail with storage
Handlebar	U-shaped aluminum with J-hooks
Riser block height	120 mm
Starter	Electric
Reverse	Mechanical
Air radiator	
Brake system	Brembo brake with stainless-steel braided brake line
Heated throttle lever/grips	Standard
Gauge type	4.5 in. digital display
Windshield	360 mm
Runner – Carbide	Square 3/8 in – 102 mm
Bumpers (front/rear)	Std/Std

MXZ® X-RS®

A non-compromising race-inspired sled capable of taking on the roughest trails with ease.



MXZ® X-RS®
850 E-TEC® SHOWN

// WHAT'S NEW

- Standard with two sets of LinQ attachment points

// PACKAGE HIGHLIGHTS

- Rotax® 850 E-TEC® and 600R E-TEC® engines
- High-performance KYB PRO shock package
- RAS™ X front suspension
- rMotion™ X rear suspension
- Electric starter
- RS running boards
- pDrive™ clutch
- Forward steering post position
- Backlit multifunction handlebar controls
- Rack steering system
- Forward adjustable riser
- Transparent handguards
- Open toe-hold

ROTAX® ENGINE

	850 E-TEC®	600R E-TEC®
Engine details	Liquid-cooled, two-stroke, eRAVE™	Liquid-cooled, two-stroke, eRAVE™
Horsepower	165	125
Cylinders – Displacement	2 – 849 cc	2 – 599.4 cc
Bore – Stroke	82 mm – 80.4 mm	72.3 mm – 73 mm
Carburation	E-TEC® direct injection with additional booster injectors	E-TEC® direct injection
Fuel type – Octane	Unleaded – 95	Unleaded – 95
Fuel tank	36 L	36 L
Oil tank capacity	3.4 L	3.4 L

POWERTRAIN

Drive clutch	pDrive™ with clickers	pDrive™ with clickers
Driven clutch	QRS Vent	QRS
Drive sprocket pitch	73 mm	73 mm

DIMENSIONS

Overall vehicle length	2,925 mm
Overall vehicle width	1,241 mm
Overall vehicle height	1,267 mm
Ski stance	1,077 mm
Track [Length x Width x Profile]	Ice Ripper XT: 129 x 15 x 1.5 in.

COLOR

Hyper Silver / Carbon Black

SUSPENSION

Front suspension	RAS™ X
Front shock	KYB® PRO 36 Easy-Adjust
Front suspension travel	265 mm
Rear suspension	rMotion™ X
Center shock	KYB® PRO 40 Easy-Adjust
Rear shock	KYB® PRO 40 Easy-Adjust
Rear suspension travel	292 mm

FEATURES

Frame	REV® Gen4
Bodywork	Narrow design
Skis	Pilot™ X
Seating	Trail performance
Handlebar	U-shaped aluminum with J-hooks/ Transparent handguards
Riser block height	Adjustable-120 mm
Starter	Electric
Reverse	RER™
Brake system	Brembo racing brake with stainless- steel braided brake line
Heated throttle lever/grips	Standard
Gauge type	7.2 in. wide digital display
Windshield	210 mm
Runner – Carbide	Round 1/2 – 102 mm
Bumpers [front/rear]	Std/Std

MXZ[®] SPORT

Dynamic trail performance and value-oriented features.



MXZ[®] SPORT
600 EFI SHOWN

// PACKAGE HIGHLIGHTS

- Rotax[®] 600 EFI engine
- 4.5 in. digital display
- RAS[™] 3 front suspension
- SC[™]-5M rear suspension
- Electric starter standard
- Low windshield (360 mm)
- Brembo brake with braided stainless-steel brake line
- U-shaped aluminum handlebar with integrated J-hooks
- Ergo-step side panels
- NEW standard with set of LinQ attachment points

ROTAX[®] ENGINE

600 EFI

Engine details	Liquid-cooled, two-stroke
Horsepower	85
Cylinders – Displacement	2 – 599.4 cc
Bore – Stroke	72.3 mm – 73 mm
Carburation	EFI
Fuel type – Octane	Unleaded – 95
Fuel tank	36 L
Oil tank capacity	3.4 L

POWERTRAIN

Drive clutch	pDrive [™]
Driven clutch	QRS
Drive sprocket pitch	73 mm

DIMENSIONS

Overall vehicle length	2,925 mm
Overall vehicle width	1,217 mm
Overall vehicle height	1,267 mm
Ski stance	1,077 mm
Track	RipSaw [®]
(Length x Width x Profile)	129 x 15 x 1.25 in.

COLOR

Catalyst Grey / Black

SUSPENSION

Front suspension	RAS [™] 3
Front shock	Motion Control
Front suspension travel	220 mm
Rear suspension	SC [™] -5M
Center shock	Motion Control
Rear shock	Motion Control
Rear suspension travel	245 mm

FEATURES

Frame	REV [®] Gen4
Bodywork	Narrow design
Skis	Pilot [™] 5.7
Seating	Trail compact
Handlebar	U-shaped aluminum with J-hooks
Riser block height	120 mm
Starter	Electric
Reverse	RER [™]
Brake system	Brembo brake with stainless-steel braided brake line
Heated throttle lever/grips	Standard
Gauge type	4.5 in. digital display
Windshield	360 mm
Runner – Carbide	Square 3/8 in. – 102 mm
Bumpers (front/rear)	Std/Std

GRAND TOURING SPORT

Trail comfort and 2-up features with precision handling and savvy style.



GRAND TOURING SPORT
600 ACE™ SHOWN

// PACKAGE HIGHLIGHTS

- Rotax® 600 ACE™ engine with 650W magneto
- 585 mm ultra-high windshield with side deflectors
- 2-up seat with heated passenger handholds and air deflectors
- 4.5 in. digital display
- RAS™ 3 front suspension
- SC™-5M rear suspension
- Heated driver's visor power outlet
- Pivoting mirrors
- Reversible throttle lever (thumb or finger activated)
- Brembo brake with braided stainless-steel brake line
- iTC™ Engine mapping modes (Standard, Sport or ECO®)
- Pilot™ DS 2 skis
- Mechanical reverse
- SilentDrive™ system with 15 x 137 x 1.25 in. Silent Track II
- NEW standard with two sets of LinQ attachment points

ROTAX® ENGINE

	600 ACE™
Engine details	Liquid-cooled, four-stroke D.O.H.C., dry sump
Horsepower	62
Cylinders – Displacement	2 – 600 cc
Bore – Stroke	74 mm – 69.7 mm
Carburation	EFI
Fuel type – Octane	Unleaded – 95
Fuel tank	36 L
Oil tank capacity	2.1 L

POWERTRAIN

Drive clutch	eDrive™ 2
Driven clutch	QRS
Drive sprocket pitch	36 mm

DIMENSIONS

Overall vehicle length	3,127 mm
Overall vehicle width	1,192 mm
Overall vehicle height	1,485 mm
Ski stance	1,077 mm
Track (Length x Width x Profile)	Silent Track II: 137 x 15 x 1.25 in.

COLOR

Catalyst Grey / Black

SUSPENSION

Front suspension	RAS™ 3
Front shock	Motion Control
Front suspension travel	245 mm
Rear suspension	SC™-5M
Center shock	Motion Control
Rear shock	HPG™
Rear suspension travel	245 mm

FEATURES

Frame	REV® Gen4
Bodywork	Wide design
Skis	Pilot™ DS 2
Seating	2-up
Handlebar	U-shaped aluminum
Riser block height	120 mm
Starter	Electric
Reverse	Mechanical
Air radiator	Fan
Brake system	Brembo brake with stainless-steel braided brake line
Heated throttle lever/grips	Standard (driver and passenger)
Gauge type	4.5 in. digital display
Windshield	585 mm with mirrors
Runner – Carbide	Round 1/2 – 102 mm
Bumpers (front/rear)	Heavy Duty / STDX

EXPEDITION® XTREME™

The high-performance sport-utility sled with capability to go just about anywhere.



EXPEDITION® XTREME™
850 E-TEC® SHOWN

// PACKAGE HIGHLIGHTS

- Rotax® 850 E-TEC® engine
- KYB® PRO 36 aluminum piggyback rear shock with compression adjusters
- HPG™ Plus front shocks
- 4.5 in. digital display
- RAS™ 3 front suspension
- SC™-5U articulating rear suspension with locking mechanism (no tool required)
- 20 in. wide Multi-LinQ plate with 56.7 kg cargo capacity
- Air radiator with fan
- Deep-snow running boards with large openings
- pDrive™ clutch with clickers
- Low handlebar strap
- Flexible handguards
- Electric start
- Easy-shift transmission (H-L-N) with RER™ electronic reverse
- Pilot™ DS 3 skis
- Adjustable ski stance
- RF D.E.S.S.™ key

ROTAX® ENGINE

	850 E-TEC®
Engine details	Liquid-cooled, two-stroke, eRAVE™
Horsepower	165
Cylinders – Displacement	2 – 849 cc
Bore – Stroke	82 mm – 80.4 mm
Carburation	E-TEC® direct injection with additional booster injectors
Fuel type – Octane	Unleaded – 95
Fuel tank	42 L
Oil tank capacity	3.4 L

POWERTRAIN

Drive clutch	pDrive™ with clickers
Driven clutch	QRS Vent Plus
Drive sprocket pitch	73 mm

DIMENSIONS

Overall vehicle length	3,293 mm
Overall vehicle width	1,140 to 1,180 mm
Overall vehicle height	1,280 mm
Ski stance	975 or 1,020 mm
Track	Cobra WT:
(Length x Width x Profile)	154 x 20 x 1.8 in. Silent Cobra

COLOR

Arctic Desert / Black

SUSPENSION

Front suspension	RAS™ 3
Front shock	HPG™ Plus
Front suspension travel	220 mm
Rear suspension	SC™-5U
Center shock	HPG™ Plus
Rear shock	KYB® PRO 36
Rear suspension travel	239 mm

FEATURES

Frame	REV® Gen4
Bodywork	Wide design
Skis	Pilot™ DS 3
Seating	1-up modular with rear seat storage
Handlebar	U-shaped aluminum with J-hooks/ Low grab handle/Flexible handguards
Riser block height	145 mm
Starter	Electric
Reverse	RER™
Air radiator	Fan
Brake system	Brembo brake with stainless-steel braided brake line
Heated throttle lever/grips	Standard
Gauge type	4.5 in. digital display
Windshield	360 mm
Runner – Carbide	Square 3/8 in. – 102 mm
Bumpers (front/rear)	Heavy-duty/Std

EXPEDITION® SE

The utmost touring sport-utility vehicle with an incredible list of work and luxury features.



EXPEDITION® SE 900 ACE™
TURBO SHOWN

// WHAT'S NEW

- Two color options

// PACKAGE HIGHLIGHTS

- Rotax® 900 ACE™ Turbo - 150 engine
- Air Control Suspension (ACS) rear shock
- 7.8 in. wide LCD display with BRP Connect available
- RAS™ 3 front suspension
- SC™-5U articulating rear suspension with locking mechanism (no tool required)
- 20 in. wide Multi-LinQ plate with 56.7 kg cargo capacity
- Air radiator with fan
- Deep-snow running boards with large openings
- Removable passenger seat with heated grips
- Ultra-large LinQ utility cargo box with 135 L of storage
- Hitch
- High-capacity battery
- Forward adjustable riser
- Easy-shift transmission (H-L-N) with electro-mechanical reverse
- 585 mm ultra-high windshield with side deflectors
- Pivoting mirrors
- Pilot 7.4 skis
- Heated driver's visor power outlet
- pDrive™ clutch
- RF D.E.S.S.™ key
- Backlit multifunction handlebar controls

ROTAX® ENGINE

Engine details

900 ACE™ TURBO - 150

Liquid-cooled,
four-stroke D.O.H.C.,
dry sump, turbocharged

Horsepower	150
Cylinders - Displacement	3 - 899 cc
Bore - Stroke	73 mm - 69.7 mm
Carburation	EFI
Fuel type - Octane	Unleaded - 95
Fuel tank	42 L
Oil tank capacity	3.3 L

POWERTRAIN

Drive clutch	pDrive™
Driven clutch	QRS Vent
Drive sprocket pitch	73 mm

DIMENSIONS

Overall vehicle length	3,256 mm
Overall vehicle width	1,200 to 1,240 mm
Overall vehicle height	1,515 mm
Ski stance	975 or 1,020 mm
Track (Length x Width x Profile)	Silent Cobra WT: 154 x 20 x 1.5 in. Silent Ice Cobra WT: 154 x 20 x 1.5 in. opt.

COLOR

Liquid Titanium / Black

Black

SUSPENSION

Front suspension	RAS™ 3
Front shock	HPG™
Front suspension travel	220 mm
Rear suspension	SC™-5U
Center shock	HPG™
Rear shock	ACS (Air Control Suspension)
Rear suspension travel	239 mm

FEATURES

Frame	REV® Gen4
Bodywork	Wide design
Skis	Pilot™ 7.4
Seating	2-up modular with underseat storage
Handlebar	U-shaped aluminum with J-hooks/ Low grab handle
Riser block height	Adjustable-120 mm
Starter	Electric
Reverse	Electro-mechanic
Air radiator	High-efficiency w/ fan
Brake system	Brembo brake with stainless-steel braided brake line
Heated throttle lever/grips	Standard (driver and passenger)
Gauge type	7.2 in. wide digital display 7.8 in. wide LCD color display opt.
Windshield	585 mm with mirrors
Runner - Carbide	Square 3/8 in. - 102 mm
Bumpers (front/rear)	Heavy-duty/J-hook type hitch

EXPEDITION® LE

The utmost touring sport-utility vehicle with an incredible list of work and luxury features.



EXPEDITION® SE 900 ACE™
TURBO SHOWN

// WHAT'S NEW

- Two color options

// PACKAGE HIGHLIGHTS

- Rotax® 900 ACE™ Turbo - 150 engine
- Air Control Suspension (ACS) rear shock
- 7.8 in. wide LCD display with BRP Connect available
- RAS™ 3 front suspension
- SC™-5U articulating rear suspension with locking mechanism (no tool required)
- 20 in. wide Multi-LinQ plate with 56.7 kg cargo capacity
- Air radiator with fan
- Deep-snow running boards with large openings
- Removable passenger seat with heated grips
- Ultra-large LinQ utility cargo box with 135 L of storage
- Hitch
- High-capacity battery
- Forward adjustable riser
- Easy-shift transmission (H-L-N) with electro-mechanical reverse
- 585 mm ultra-high windshield with side deflectors
- Pivoting mirrors
- Pilot 7.4 skis
- Heated driver's visor power outlet
- pDrive™ clutch
- RF D.E.S.S.™ key
- Backlit multifunction handlebar controls

ROTAX® ENGINE

Engine details

900 ACE™ TURBO - 150

Liquid-cooled,
four-stroke D.O.H.C.,
dry sump, turbocharged

Horsepower	150
Cylinders - Displacement	3 - 899 cc
Bore - Stroke	73 mm - 69.7 mm
Carburation	EFI
Fuel type - Octane	Unleaded - 95
Fuel tank	42 L
Oil tank capacity	3.3 L

POWERTRAIN

Drive clutch	pDrive™
Driven clutch	QRS Vent
Drive sprocket pitch	73 mm

DIMENSIONS

Overall vehicle length	3,256 mm
Overall vehicle width	1,200 to 1,240 mm
Overall vehicle height	1,515 mm
Ski stance	975 or 1,020 mm
Track (Length x Width x Profile)	Silent Cobra WT: 154 x 20 x 1.5 in. Silent Ice Cobra WT: 154 x 20 x 1.5 in. opt.

COLOR

Liquid Titanium / Black

Black

SUSPENSION

Front suspension	RAS™ 3
Front shock	HPG™
Front suspension travel	220 mm
Rear suspension	SC™-5U
Center shock	HPG™
Rear shock	ACS (Air Control Suspension)
Rear suspension travel	239 mm

FEATURES

Frame	REV® Gen4
Bodywork	Wide design
Skis	Pilot™ 7.4
Seating	2-up modular with underseat storage
Handlebar	U-shaped aluminum with J-hooks/ Low grab handle
Riser block height	Adjustable - 120 mm
Starter	Electric
Reverse	Electro-mechanic
Air radiator	High-efficiency w/ fan
Brake system	Brembo brake with stainless-steel braided brake line
Heated throttle lever/grips	Standard (driver and passenger)
Gauge type	7.2 in. wide digital display 7.8 in. wide LCD color display opt.
Windshield	585 mm with mirrors
Runner - Carbide	Square 3/8 in. - 102 mm
Bumpers (front/rear)	Heavy-duty/J-hook type hitch

EXPEDITION® SPORT

Ultra-responsive chassis for on- or off-trail rides and extensive array of sport-utility and 2-up features.



EXPEDITION® SPORT
900 ACE™ SHOWN

// PACKAGE HIGHLIGHTS

- Rotax® 900 ACE™ engine with 420W magneto
- pDrive™ clutch
- 4.5-in. digital display
- RAS™ 3 front suspension
- SC™-5U articulating rear suspension with locking mechanism (no tool required)
- Brembo brake with braided stainless-steel brake line
- Heavy duty rear bumper with hitch
- Air radiator with fan and engine oil cooler
- 2-up seat with removable LinQ passenger backrest and handholds
- Deep-snow running boards with large openings
- NEW standard with 2 sets of LinQ attachment points
- Adjustable ski stance
- Pilot™ DS 2 skis

ROTAX® ENGINE

Engine details

Horsepower
Cylinders – Displacement
Bore – Stroke
Carburation
Fuel type – Octane
Fuel tank
Oil tank capacity

900 ACE™

Liquid-cooled,
four-stroke D.O.H.C.,
dry sump

95
3 – 899 cc
73 mm – 69.7 mm
EFI
Unleaded – 95
36 L
3.3 L

POWERTRAIN

Drive clutch
Driven clutch
Drive sprocket pitch

pDrive™ with slider shoes
QRS
73 mm

DIMENSIONS

Overall vehicle length
Overall vehicle width
Overall vehicle height
Ski stance
Track
(Length x Width x Profile)

3,309 mm
1,180 to 1,220 mm
1,515 mm
975 or 1,020 mm
Charger:
154 x 16 x 1.5 in.

COLOR

Catalyst Grey / Black



SUSPENSION

Front suspension
Front shock
Front suspension travel
Rear suspension
Center shock
Rear shock
Rear suspension travel

RAS™ 3
HPG™
210 mm
SC™-5U
HPG
HPG
239 mm

FEATURES

Frame
Bodywork
Skis
Seating
Handlebar
Riser block height
Starter
Reverse
Air radiator
Brake system
Heated throttle lever/grips
Gauge type
Windshield
Runner – Carbide
Bumpers (front/rear)

REV® Gen4
Wide design
Pilot™ DS 2
2-up
U-shaped aluminum with J-hooks
145 mm
Electric
Mechanical
Fan
Brembo brake with stainless-steel
braided brake line
Standard (driver only)
4.5 in. digital display
585 mm
Square 3/8 – 102 mm
Std/Heavy Duty
with J-hook type hitch

TUNDRA™ LT

Great off-trail and deep-snow performance with light-utility capability.



TUNDRA™ LT
600 ACE™ SHOWN

// PACKAGE HIGHLIGHTS

- Rotax® 600 EFI and 600 ACE™ engine with 650W magneto available
- HPG™ rear shock
- 4.5 in. digital display
- LTS telescopic front suspension
- SC™-5U articulating rear suspension with locking mechanism (no tool required)
- Brembo brake with braided stainless-steel brake line
- Heavy-duty rear bumper with hitch
- Air radiator with fan
- Standard electric start
- Deep-snow running boards with large openings
- Standard with two sets of LinQ attachment points
- Pilot™ DS 2 skis
- Low handlebar strap

ROTAX® ENGINE

	600 EFI	600 ACE™
Engine details	Liquid-cooled, two-stroke	Liquid-cooled, four-stroke D.O.H.C., dry sump
Horsepower	85	62
Cylinders – Displacement	2 – 599.4 cc	2 – 600 cc
Bore – Stroke	72.3 mm – 73 mm	73 mm – 69.7 mm
Carburation	EFI	EFI
Fuel type – Octane	Unleaded – 95	Unleaded – 95
Fuel tank	36 L	36 L
Oil tank capacity	3.4 L	2.1 L


POWERTRAIN

Drive clutch	pDrive™ with slider shoes	eDrive™ 2
Driven clutch	QRS	QRS
Drive sprocket pitch	73 mm	73 mm

DIMENSIONS

Overall vehicle length	3,316 mm
Overall vehicle width	994 mm
Overall vehicle height	1,369 mm
Ski stance	813 mm
Track (Length x Width x Profile)	Charger: 154 x 16 x 1.5 in.

COLOR

Neo Yellow / Black 

SUSPENSION

Front suspension	LTS
Front shock	Motion Control
Front suspension travel	150 mm
Rear suspension	SC™-5U
Center shock	Motion Control
Rear shock	HPG™
Rear suspension travel	239 mm

FEATURES

Frame	REV® Gen4
Bodywork	Wide design
Skis	Pilot™ DS 2
Seating	Short 2-up
Handlebar	U-shaped aluminum with J-hooks/ Low grab handle
Riser block height	145 mm
Starter	Electric
Reverse	RER™ (600 EFI) Mechanical (600 ACE™)
Air radiator	Fan
Brake system	Brembo brake with stainless-steel braided brake line
Heated throttle lever/grips	Standard
Gauge type	4.5 in. digital display
Windshield	425 mm
Runner – Carbide	Square 3/8 – 102 mm
Bumpers (front/rear)	Std/Heavy-duty with J-hook type hitch

SKANDIC® WT

Hardworking off-trail performance and towing capacity.



SKANDIC® WT
900 ACE™ SHOWN

// PACKAGE HIGHLIGHTS

- Rotax® 900 ACE™ engine with 650W magneto
- HP6™ rear shock
- 20 in. wide Multi-LinQ plate with 56.7 kg cargo capacity
- 4.5 in. digital display
- LTS telescopic front suspension
- SC™-5U articulating rear suspension with locking mechanism [no tool required]
- Removable passenger seat with grips
- 585 mm ultra-high windshield with side deflectors
- Hitch
- Air radiator with fan
- Standard electric start
- Deep-snow running boards with large openings
- Easy-shift transmission (H-L-N) with electro-mechanical reverse
- Pivoting mirrors
- pDrive™ clutch
- Low handlebar strap

ROTAX® ENGINE

	900 ACE™
Engine details	Liquid-cooled, four-stroke D.O.H.C., dry sump
Horsepower	95
Cylinders – Displacement	3 899 cc
Bore – Stroke	73 mm – 69.7 mm
Carburation	EFI
Fuel type – Octane	Unleaded 95
Fuel tank	42 L
Oil tank capacity	3.3 L

POWERTRAIN

Drive clutch	pDrive™ with slider shoes
Driven clutch	QRS
Drive sprocket pitch	73 mm

DIMENSIONS

Overall vehicle length	3,222 mm
Overall vehicle width	1,088 mm
Overall vehicle height	1,515 mm
Ski stance	889 mm
Track	Cobra WT:
[Length x Width x Profile]	154 x 20 x 1.5 in.

COLOR

Lava Red / Black

SUSPENSION

Front suspension	LTS
Front shock	Motion Control
Front suspension travel	150 mm
Rear suspension	SC™-5U
Center shock	Motion Control
Rear shock	HP6™
Rear suspension travel	239 mm

FEATURES

Frame	REV® Gen4
Bodywork	Wide design
Skis	Pilot™ 7.4
Seating	2-up modular with underseat storage
Handlebar	U-shaped aluminum with J-hooks/Low grab handle
Riser block height	145 mm
Starter	Electric
Reverse	Electro-mechanic
Air radiator	High-efficiency w/ fan
Brake system	Brembo brake with stainless-steel braided brake line
Heated throttle lever/grips	Standard (driver only)
Gauge type	4.5 in. digital display
Windshield	585 mm with mirrors
Runner – Carbide	Square 3/8 in. – 102 mm
Bumpers [front/rear]	Std/Heavy-duty with hitch

SKANDIC® SPORT

The best 20 in. utility value in snowmobiling.




SKANDIC® SPORT
600 EFI SHOWN

// PACKAGE HIGHLIGHTS







- Rotax® 600 EFI engine
 - HPG™ rear shock
 - 4.5 in. digital display
 - LTS telescopic front suspension
- SC™-5U articulating rear suspension with locking mechanism (no tool required)
 - 1-up modular with rear seat storage
 - Medium (425 mm) windshield with air deflectors
 - Standard electric start
- Deep-snow running boards with large openings
 - RER™ electronic reverse
 - pDrive™ clutch








ROTAX® ENGINE		600 EFI
Engine details	Liquid-cooled, two-stroke	
Horsepower	85	
Cylinders – Displacement	2 - 599.4 cc	
Bore – Stroke	72.3 mm – 73 mm	
Carburation	EFI	
Fuel type – Octane	Unleaded - 95	
Fuel tank	42 L	
Oil tank capacity	3.4 L	
POWERTRAIN		
Drive clutch	pDrive™ with slider shoes	
Driven clutch	QRS	
Drive sprocket pitch	73 mm	
DIMENSIONS		
Overall vehicle length	3,308 mm	
Overall vehicle width	1,088 mm	
Overall vehicle height	1,473 mm	
Ski stance	889 mm	
Track	Utility WT	
(Length x Width x Profile)	154 x 20 x 1.25 in.	

COLOR	
Catalyst Grey / Black	
SUSPENSION	
Front suspension	LTS
Front shock	Motion Control
Front suspension travel	150 mm
Rear suspension	SC™-5U
Center shock	Motion Control
Rear shock	HPG™
Rear suspension travel	239 mm
FEATURES	
Frame	REV® Gen4
Bodywork	Wide design
Skis	Pilot™ 7.4
Seating	1-up modular with rear seat storage
Handlebar	U-shaped aluminum with J-hooks
Riser block height	145 mm
Starter	Electric
Reverse	RER™
Air radiator	-
Brake system	Brembo brake with stainless-steel braided brake line
Heated throttle lever/grips	Standard
Gauge type	4.5 in. digital display
Windshield	425 mm
Runner – Carbide	Square 3/8 in. – 102 mm
Bumpers (front/rear)	Std/Std

COMPARATIVE CHART

SPECIFICATIONS		CROSSOVER						
		BACKCOUNTRY			RENEGADE			
		 X-RS	 BACKCOUNTRY	 SPORT	 X-RS WITH COMPETITION PACKAGE	 X-RS	 ADRENALINE	 SPORT
COLOR		ULTIMATE Liquid Titanium / Carbon Black ULTIMATE Black	Catalyst Grey / Octane Blue Black	Catalyst Grey / Black	Black	Sunburst Yellow / Black Black	Sunburst Yellow / Black	Sunburst Yellow / Black
FEATURES	Skis	Pilot DS 2	Pilot DS 2	Pilot DS 2	Pilot X	Pilot X	Pilot X	Pilot DS 2
	Seat	Trail performance	Trail performance	Trail compact	Trail performance	Trail performance (2-stroke engines) Trail with storage (4-stroke engines)	Trail with storage	Trail with storage
	Handlebar	U-shaped aluminum with J-hooks / Transparent handguards	U-shaped aluminum with J-hooks / Transparent handguards	U-shaped aluminum with J-hooks	U-shaped aluminum with J-hooks / Transparent handguards	U-shaped aluminum with J-hooks / Transparent handguards	U-shaped aluminum with J-hooks / Transparent handguards	U-shaped aluminum with J-hooks
	Starter	Electric	Electric	Electric	Manual	Electric	Electric	Electric
	Reverse	RER	RER	RER	RER	RER (850 E-TEC Mechanical 900 ACE Turbo R)	Electro-mechanic	Mechanical
	Windshield height	Optional	360 mm	360 mm	360 mm	210 mm	360 mm	360 mm
GAUGE	Type	7.2 in. wide digital display 7.8 in. wide LCD color display (opt.)	4.5 in. digital display	4.5 in. digital display	7.2 in. wide digital display	7.2 in. wide digital display 7.8 in. wide LCD color display (opt.)	4.5 in. digital display	4.5 in. digital display
SUSPENSION	Front suspension	RAS™ 3	RAS 3	RAS 3	RAS X	RAS X	RAS X	RAS 3
	Front shock	KYB PRO 36 R Easy-Adjust	HPG™ Plus	Motion Control	KYB PRO 40 R Easy-Adjust	KYB PRO 36 Easy-Adjust KYB PRO Smart-Shox w/ opt. SAS	HPG Plus	Motion Control
	Rear suspension	cMotion™	cMotion	cMotion	rMotion™ X	rMotion X	rMotion X	SC™-5M
	Center shock	KYB PRO 40 Easy-Adjust	HPG	Motion Control	KYB PRO 40 Easy-Adjust (double-rate springs)	KYB PRO 40 Easy-Adjust	HPG	Motion Control
	Rear shock	KYB PRO 40 Easy-Adjust	HPG	HPG	KYB PRO 40 Easy-Adjust	KYB PRO 40 Easy-Adjust KYB PRO Smart-Shox w/ opt. SAS	HPG	HPG
ROTAX ENGINE	Engine	850 E-TEC	600R E-TEC	600 EFI	600R E-TEC	850 E-TEC 900 ACE Turbo R	900 ACE	600 ACE
	Fuel tank	36 L	36 L	36 L	36 L	36 L	36 L	36 L
TRACK	Length x Width x Profile (in.)	PowderMax: 146 x 16 x 2.0 in. PowderMax 2: 154 x 16 x 2.5 in.	PowderMax: 146 x 16 x 2.0 in.	PowderMax: 146 x 16 x 2.0 in.	137 x 15 x 1.6 in. Cobra	Ice Ripper XT: 137 x 15 x 1.5 in.	RipSaw: 137 x 15 x 1.25	Cobra: 137 x 15 x 1.35
OVERALL DIMENSIONS	Ski stance	975 or 1,020 mm	975 or 1,020 mm	975 or 1,020 mm	1,077 mm	1,077 mm	1,077 mm	1,077 mm
	Length	3,174 mm [146 in.] 3,284 mm [154 in.]	3,174 mm	3,174 mm	3,038 mm	3,038 mm	3,038 mm	3,038 mm
	Width	1,140 to 1,180 mm	1,140 to 1,180 mm	1,140 to 1,180 mm	1,217 mm	1,241 mm	1,217 mm	1,217 mm
	Height	1,229 mm	1,331 mm	1,331 mm	1,222 mm	1,222 mm	1,331 mm	1,267 mm

SPECIFICATIONS		DEEP-SNOW				TRAIL			
		SUMMIT			FREERIDE	MXZ		GRAND TOURING	
		 X WITH EXPERT PACKAGE	 X	 SP	 FREERIDE	 X-RS	 SPORT	 SPORT	
COLOR		ULTIMATE Liquid Titanium / Carbon Black ULTIMATE Triple Black	ULTIMATE Scandinavian Blue / Orange Crush Triple Black	Black / Orange Crush Black	Arctic Desert	Hyper Silver / Carbon Black	Catalyst Grey / Black	Catalyst Grey / Black	
FEATURES	Skis	Pilot DS 3	Pilot DS 3	Pilot DS 3	Pilot DS 3	Pilot X	Pilot 5.7	Pilot DS 2	
	Seat	Deep-snow ultra compact and lightweight	Deep-snow compact and lightweight	Deep-snow	Deep-snow compact and lightweight	Trail performance	Trail compact	2-up	
	Handlebar	Tapered U-shaped aluminum with J-hooks / Low grab handle / Flexible handguards	Tapered U-shaped aluminum with J-hooks / Low grab handle	Tapered U-shaped aluminum with J-hooks / Low grab handle	Tapered U-shaped aluminum with J-hooks / Low grab handle	U-shaped aluminum with J-hooks / Transparent handguards	U-shaped aluminum with J-hooks	U-shaped aluminum	
	Starter	SHOT	SHOT	Electric	850 E-TEC: Electric 850 E-TEC Turbo: SHOT	Electric	Electric	Electric	
	Reverse	RER	RER	RER	RER	RER	RER	Mechanical	
	Windshield height (in.)	Optional	Optional	210 mm	Optional	210 mm	360 mm	585 mm with mirrors	
GAUGE	Type	4.5 in. digital display	4.5 in. digital display flat angle	4.5 in. digital display	4.5 in. digital display	7.2 in. wide digital display	4.5 in. digital display	4.5 in. digital display	
SUSPENSION	Front suspension	RAS 3	RAS 3	RAS 3	RAS 3	RAS X	RAS 3	RAS 3	
	Front shock	HPG Plus with lightweight springs	HPG Plus with lightweight springs	HPG	KYB PRO 36 R Easy-Adjust	KYB [®] PRO 36 Easy-Adjust	Motion Control	Motion Control	
	Rear suspension	tMotion™ with adjustable limiter strap	tMotion	tMotion	tMotion	rMotion X	SC-5M	SC-5M	
	Center shock	HPG Plus with lightweight spring	HPG Plus with lightweight spring	HPG	KYB PRO 40 Easy-Adjust	KYB PRO 40 Easy-Adjust	Motion Control	Motion Control	
	Rear shock	KYB PRO 36 Easy-Adjust	HPG Plus	HPG	KYB PRO 40 Easy-Adjust	KYB PRO 40 Easy-Adjust	Motion Control	HPG	
ROTAX ENGINE	Engine	850 E-TEC Turbo 850 E-TEC	850 E-TEC	850 E-TEC 600R E-TEC	850 E-TEC Turbo 850 E-TEC	850 E-TEC 600R E-TEC	600 EFI	600 ACE	
	Fuel tank	36 L	36 L	36 L	36 L	36 L	36 L	36 L	
TRACK	Length x Width x Profile (in.)	PowderMax [®] Light 154 x 16 x 3.0 in. 165 x 16 x 3.0 in.	PowderMax [®] Light with FlexEdge™: 154 x 16 x 3.0 in. 165 x 16 x 3.0 in.	PowderMax [®] II with FlexEdge™: 146 x 16 x 2.5 in. PowderMax [®] Light with FlexEdge™: 154 x 16 x 2.5 in.	PowderMax II with FlexEdge: 146 x 16 x 2.5 PowderMax Light with FlexEdge: 154 x 16 x 2.5 154 x 16 x 3.0 (opt.) 165 x 16 x 2.5 (sea-level opt. only) 165 x 16 x 3.0	Ice Ripper XT: 129 x 15 x 1.5 in.	RipSaw: 128 x 15 x 1.25	Silent Track II: 137 x 15 x 1.25	
OVERALL DIMENSIONS	Ski stance	864 mm	910 or 950 mm	910 or 950 mm	910 or 950 mm	1,077 mm	1,077 mm	1,077 mm	
	Length	3,188 mm (154 in.) 3,299 mm (165 in.)	3,188 mm (154 in.) 3,299 mm (165 in.)	3,208 mm (146 in.) 3,318 mm (154 in.)	3,058 mm (146 in.) 3,188 mm (154 in.) 3,299 mm (165 in.)	2,925 mm	2,925 mm	3,127 mm	
	Width	1,080 to 1,110 mm	1,080 to 1,110 mm	1,080 to 1,110 mm	1,140 to 1,180 mm (146 in.) 1,080 to 1,110 mm (154 - 165 in.)	1,241 mm	1,217 mm	1,192 mm	
	Height	1,306 mm	1,306 mm	1,306 mm	1,306 mm	1,267 mm	1,267 mm	1,485 mm	

	SPORT-UTILITY				SPORT-UTILITY		
	EXPEDITION				TUNDRA	SKANDIC	
							
	XTREME	SE	LE	SPORT	LT	WT	SPORT
	Arctic Desert / Black	Liquid Titanium / Black Black	Neo Yellow / Black	Catalyst Grey / Black	Neo Yellow / Black	Lava Red / Black	Catalyst Grey / Black
	Pilot DS 3	Pilot 7.4	Pilot 7.4	Pilot DS 2	Pilot DS 2	Pilot 7.4	Pilot 7.4
	1-up modular with rear seat storage	2-up modular with underseat storage	2-up modular with underseat storage	2-up	Short 2-up	2-up modular with underseat storage	1-up modular with rear seat storage
	U-shaped aluminum with J-hooks/ Low grab handle/Flexible handguards	U-shaped aluminum with J-hooks/ Low grab handle	U-shaped aluminum with J-hooks/ Low grab handle	U-shaped aluminum with J-hooks	U-shaped aluminum with J-hooks/ Low grab handle	U-shaped aluminum with J-hooks/ Low grab handle	U-shaped aluminum with J-hooks
	Electric	Electric	Electric	Electric	Electric	Electric	Electric
	RER	Electro-mechanic	Electro-mechanic	Mechanical	RER (600 EFI) Mechanical (600 ACE)	Electro-mechanic	RER
	360 mm	585 mm with mirrors	585 mm with mirrors	585 mm	425 mm	585 mm with mirrors	425 mm
	4.5 in. digital display	7.2 in. wide digital display 7.8 in. wide LCD color display opt.	4.5 in. digital display	4.5 in. digital display	4.5 in. digital display	4.5 in. digital display	4.5 in. digital display
	RAS 3	RAS 3	RAS 3	RAS 3	LTS	LTS	LTS
	HPG Plus	HPG	HPG	HPG	Motion Control	Motion Control	Motion Control
	SC-5U	SC-5U	SC-5U	SC-5U	SC-5U	SC-5U	SC-5U
	HPG Plus	HPG	HPG	HPG	Motion Control	Motion Control	Motion Control
	KYB PRO 36	ACS (Air Control Suspension)	HPG	HPG	HPG	HPG	HPG
	850 E-TEC	900 ACE Turbo – 150	900 ACE Turbo – 150 900 ACE	900 ACE	600 EFI 600 ACE	900 ACE	600 EFI
	42 L	42 L	42 L	36 L	36 L	42 L	42 L
	Cobra WT: 154 x 20 x 1.8 in. Silent Cobra	Silent Cobra WT: 154 x 20 x 1.5 in. Silent Ice Cobra WT: 154 x 20 x 1.5 in. opt.	Silent Cobra WT: 154 x 20 x 1.5 in. Silent Cobra (900 ACE Turbo): 154 x 20 x 1.8 in.	Charger: 154 x 16 x 1.5	Charger: 154 x 16 x 1.5	Cobra WT: 154 x 20 x 1.5 in.	Utility WT: 154 x 20 x 1.25 in.
	975 or 1,020 mm	975 or 1,020 mm	975 or 1,020 mm	975 or 1,020 mm	813 mm	889 mm	889 mm
	3,293 mm	3,256 mm	3,256 mm	3,309 mm	3,316 mm	3,222 mm	3,308 mm
	1,140 to 1,180 mm	1,200 to 1,240 mm	1,200 to 1,240 mm	1,180 to 1,220 mm	994 mm	1,088 mm	1,088 mm
	1,280 mm	1,515 mm	1,515 mm	1,515 mm	1,369 mm	1,515 mm	1,473 mm



ACCESSORIES

// ACCESSORIES

32	<i>PLATFORM/ACCESSORY FIT GUIDE</i>	64	<i>ADJUSTABLE RISERS & EXTENSION KITS</i>
34	<i>LinQ ACCESSORIES</i>	66	<i>BUMPERS, HITCHES & WINCHES</i>
36	<i>FUEL & OIL CADDIES</i>	72	<i>PROTECTION & REINFORCEMENT</i>
37	<i>STORAGE</i>	75	<i>TOE-HOLDS, FOOTRESTS & KNEE PADS</i>
47	<i>SLEIGH, RACKS & HOLDERS</i>	77	<i>SUSPENSION & FOX SHOCK KITS</i>
49	<i>SEATS & BACKRESTS</i>	80	<i>VENT KITS & PREFILTERS</i>
53	<i>WINDSHIELDS & WIND PROTECTION</i>	81	<i>COOLING & LUBRICATION</i>
60	<i>HANDGUARDS & HANDLEBAR</i>	82	<i>ELECTRICAL & ELECTRONICS</i>
62	<i>MIRRORS</i>	86	<i>TRAILERING & COVERS</i>
63	<i>LED LIGHTS</i>	89	<i>GARAGE & TRUCK SLED DECKS</i>

SKI-DOO ACCESSORIES LIMITED WARRANTY*

// 2-YEARS ON BRP ACCESSORIES**

*Purchased at an authorized BRP dealership/distributor or on a BRP-authorized online store. Other exclusions may apply, see complete limited warranty or contact your Ski-Doo authorized dealer. Unless otherwise stipulated or required by law. This limited warranty does not apply to factory-installed accessories.

** Installed by an authorized BRP dealership on a MY22 Ski-Doo snowmobile. Otherwise 1 year limited warranty.

GET THE RIGHT ACCESSORIES FOR YOUR SLED

You'll see a list of platforms like REV Gen4 (Narrow and Wide), REV-XP, REV-XS, REV-XM and REV-XU after the descriptions in this catalog—these indicators tell you which accessories fit your snowmobile.

Use this chart to find the platform you're riding and choose the right items to personalize your ride.



2022

MODEL	ENGINE	PLATFORM
MXZ		
X-RS® X® Sport	All	REV Gen4 (Narrow)
BACKCOUNTRY™		
X-RS® X® Backcountry™ Sport	All	REV Gen4 (Narrow)
RENEGADE®		
X-RS® X® Adrenaline Sport	850 E-TEC 600R E-TEC 600 EFI	REV Gen4 (Narrow)
X-RS® X® Adrenaline Sport	900 ACE 900 ACE Turbo 900 ACE Turbo R 600 ACE	REV Gen4 (Wide)
GRAND TOURING		
Sport	All	REV Gen4 (Wide)
SUMMIT		
X® X with Expert Package SP	All	REV Gen4 (Narrow)
FREERIDE		
	All	REV Gen4 (Narrow)
EXPEDITION		
Sport	All	REV Gen4 (Wide)
LE SE Xtreme	All	REV Gen4 (Wide) 20"
TUNDRA		
	All	REV Gen4 (Wide)
SKANDIC		
WT Sport	All	REV Gen4 (Wide) 20"

2021

MODEL	ENGINE	PLATFORM
MXZ		
X-RS® X® Sport	All	REV Gen4 (Narrow)
BACKCOUNTRY™		
X-RS® X® Backcountry™ Sport	All	REV Gen4 (Narrow)
RENEGADE®		
X-RS® X® Adrenaline Sport	850 E-TEC 600R E-TEC 600 EFI	REV Gen4 (Narrow)
X-RS® X® Adrenaline Sport	900 ACE 900 ACE Turbo 900 ACE Turbo 600 ACE	REV Gen4 (Wide)
GRAND TOURING		
Limited Sport	All	REV Gen4 (Wide)
SUMMIT		
X® X with Expert Package SP	All	REV Gen4 (Narrow)
FREERIDE		
	All	REV Gen4 (Narrow)
EXPEDITION		
Sport	900 ACE 600 ACE	REV Gen4 (Wide)
Sport	600 EFI	REV Gen4 (Narrow)
LE SE Xtreme	All	REV Gen4 (Wide) 20"
TUNDRA		
LT Sport	All	REV Gen4 (Wide)
SKANDIC		
WT Sport	All	REV Gen4 (Wide) 20"

2020

MODEL	ENGINE	PLATFORM
MXZ		
X-RS® X® Sport	850 E-TEC 600R E-TEC 600	REV Gen4 (Narrow)
BACKCOUNTRY™		
X-RS® X® Backcountry™	850 E-TEC 600R E-TEC	REV Gen4 (Narrow)
RENEGADE®		
X-RS® X® Adrenaline	850 E-TEC 600R E-TEC	REV Gen4 (Narrow)
X-RS® X® Adrenaline	900 ACE 900 ACE Turbo	REV Gen4 (Wide)
Sport	600 ACE	REV Gen4 (Wide)
Sport	600	REV-XP
GRAND TOURING		
Limited Sport	600R E-TEC 900 ACE 900 ACE Turbo 600 ACE	REV Gen4 (Wide)
SUMMIT		
X® SP 175 SP 165 SP 154 SP 146	850 E-TEC 600R E-TEC	REV Gen4 (Narrow)
Sport	600	REV-XP
FREERIDE		
	850 E-TEC	REV Gen4 (Narrow)
EXPEDITION		
Sport	900 ACE 600 ACE	REV Gen4 (Wide)
Sport	550 Fan	REV-XP
LE SE Xtreme	All	REV Gen4 (Wide) 20"
TUNDRA		
	All	REV-XU
SKANDIC		
	All	REV-XU



LinQ ACCESSORIES REQUIREMENTS CHART

LinQ ACCESSORIES REQUIREMENTS CHART	COMPATIBILITY / REQUIREMENTS				
	REV GEN4 16"		REV GEN4 20" – 24"*	REV-XM REV-XS REV-XP REV-XU	RADIAN LYNX
	2022	2021 AND PRIOR	2022 AND PRIOR		2022
LinQ ACCESSORIES WITH 16" BASE					
LinQ anchors mounted 16 inches apart, center-to-center. Can be used on Can-Am ATV and SSV vehicles, Sea-Doo watercraft and Ski-Doo snowmobiles.					
LinQ OIL CADDY – 3,79 L 860202445	LinQ Cargo Base Kit 860201806 <i>(for installation on LinQ Stackable Fuel Caddy or on stackable LinQ accessories)</i>	LinQ Cargo Base Kit 860201806 <i>(for installation on tunnel or on stackable LinQ accessories)</i>	LinQ Cargo Base Kit 860202482 <i>(for installation on tunnel) or 860201806 (for installation on stackable LinQ accessories)</i>		LinQ Cargo Base Kit 860201806 <i>(for installation on LinQ Stackable Fuel Caddy or on stackable LinQ accessories)</i>
LinQ STACKABLE FUEL CADDY – 15,14 L 860202246	No further requirements	LinQ Cargo Base Kit 860201806 <i>(for installation on tunnel)</i>	LinQ Cargo Base Kit 860202482 <i>(for installation on tunnel)</i>	Shim Kit 860201432 and LinQ Cargo Base Kit 860201806 <i>(for installation on tunnel)</i>	No further requirements
LinQ FUEL CADDY – 11,36 L 860202247					
LinQ DEEP SNOW PRO BAG – 30 L 860202456	LinQ Cargo Base Kit 860201806 <i>(for installation on LinQ Stackable Fuel Caddy or on stackable LinQ accessories)</i>	LinQ Cargo Base Kit 860201806 <i>(for installation on tunnel or on stackable LinQ accessories)</i>	LinQ Cargo Base Kit 860202482 <i>(for installation on tunnel) or 860201806 (for installation on stackable LinQ accessories)</i>		LinQ Cargo Base Kit 860201806 <i>(for installation on LinQ Stackable Fuel Caddy or on stackable LinQ accessories)</i>
LinQ TRAIL PRO BAG 860201986					
LinQ SLIM WATERPROOF TUNNEL BAG – 26 L 860202451	No further requirements	LinQ Cargo Base Kit 2 X 860201806 <i>(for installation on tunnel)</i>	LinQ Cargo Base Kit 2x 860202482 <i>(for installation on tunnel)</i>	Not compatible	No further requirements
SLIM TUNNEL BAG WITH SOFT STRAPS – 15 L 860202440				LinQ Cargo Base Kit 2 X 860201806 <i>(for installation on tunnel)</i>	
LinQ SNOWBOARD/SKI RACK 860202191		LinQ Cargo Base Kit 860201806 <i>(for installation on tunnel)</i>	Not compatible		
LinQ DRY BAG – 40 L 715008110	LinQ Cargo Base Kit 860201806 <i>(for installation on LinQ Stackable Fuel Caddy or on stackable LinQ accessories)</i>	LinQ Cargo Base Kit 860201806 <i>(for installation on tunnel or on stackable LinQ accessories)</i>	LinQ Cargo Base Kit 860202482 <i>(for installation on tunnel) or 860201806 (for installation on stackable LinQ accessories)</i>	Shim Kit 860201432 and LinQ Cargo Base Kit 860201806 <i>(for installation on tunnel)</i>	LinQ Cargo Base Kit 860201806 <i>(for installation on LinQ Stackable Fuel Caddy or on stackable LinQ accessories)</i>
TUNNEL BACKPACK WITH LinQ SOFT STRAP – 28 L 860200939	No further requirements	LinQ Cargo Base Kit 2 X 860201806 <i>(for installation on tunnel)</i>	LinQ Cargo Base Kit 2x 860202482 <i>(for installation on tunnel)</i>	LinQ Cargo Base Kit 2 X 860201806 <i>(for installation on tunnel)</i>	No further requirements
LinQ ADVENTURE TUNNEL BAG – 40 L 860202444				Not compatible	
LinQ THERMAL BOX – 16 L 219400964		LinQ Cargo Base Kit 860201806 <i>(for installation on tunnel)</i>	LinQ Cargo Base Kit 860202482 <i>(for installation on tunnel)</i>	Shim Kit 860201432 and LinQ Cargo Base Kit 860201806 <i>(for installation on tunnel)</i>	
LinQ ADVENTURE CARGO BOX – 90 L 860202448		LinQ Cargo Base Kit 2 X 860201806 <i>(for installation on tunnel)</i>	LinQ Cargo Base Kit 2x 860202482 <i>(for installation on tunnel)</i>	LinQ Cargo Base Kit 2 X 860201806 <i>(for installation on tunnel)</i>	
LinQ CARGO BOX – 62 L 860202446				Not compatible	
LinQ CARGO BOX – 40 L 860202442				LinQ Cargo Base Kit 2 X 860201806 <i>(for installation on tunnel)</i>	
LinQ SR 21 TUNNEL BAG – 21 L 860202449	LinQ Cargo Base Kit 860201806 <i>(for installation on LinQ Stackable Fuel Caddy or on stackable LinQ accessories)</i>	LinQ Cargo Base Kit 860201806 <i>(for installation on tunnel or on stackable LinQ accessories)</i>	LinQ Cargo Base Kit 860202482 <i>(for installation on tunnel) or 860201806 (for installation on stackable LinQ accessories)</i>	Shim Kit 860201432 and LinQ Cargo Base Kit 860201806 <i>(for installation on tunnel)</i>	LinQ Cargo Base Kit 860201806 <i>(for installation on LinQ Stackable Fuel Caddy or on stackable LinQ accessories)</i>
LinQ SPORT BAG – 17 L 860202447				LinQ Cargo Base Kit 860201806 <i>(for installation on tunnel or on stackable LinQ accessories)</i>	
LinQ TOOL BOX – 19 L 715008111	No further requirements	LinQ Cargo Base Kit 860201806 <i>(for installation on tunnel)</i>	LinQ Cargo Base Kit 860202482 <i>(for installation on tunnel)</i>	Shim Kit 860201432 and LinQ Cargo Base Kit 860201806 <i>(for installation on tunnel)</i>	No further requirements
LinQ MODULAR CARGO BOX 715005494 • (10 L)	LinQ Cargo Base Kit 860201806 <i>(for installation on stackable LinQ accessories)</i>	LinQ Cargo Base Kit 860201806 <i>(for installation on tunnel or on stackable LinQ accessories)</i>	LinQ Cargo Base Kit 860202482 <i>(for installation on tunnel) or 860201806 (for installation on stackable LinQ accessories)</i>		LinQ Cargo Base Kit 860201806 <i>(for installation on stackable LinQ accessories)</i>
LinQ RACKS & HOLDERS					
LinQ UNIVERSAL RACK 860202208	No further requirements	LinQ Cargo Base Kit 860201806 <i>(for installation on tunnel)</i>	LinQ Cargo Base Kit 860202482 <i>(for installation on tunnel)</i>	Shim Kit 860201432 and LinQ Cargo Base Kit 860201806 <i>(for installation on tunnel)</i>	No further requirements
LinQ TOOL HOLDER 715003059				LinQ Cargo Base Kit 860201806 <i>(for installation on tunnel)</i>	

*Skandic Sport 2022 and 2021 may have specific requirements. Please refer to product descriptions.

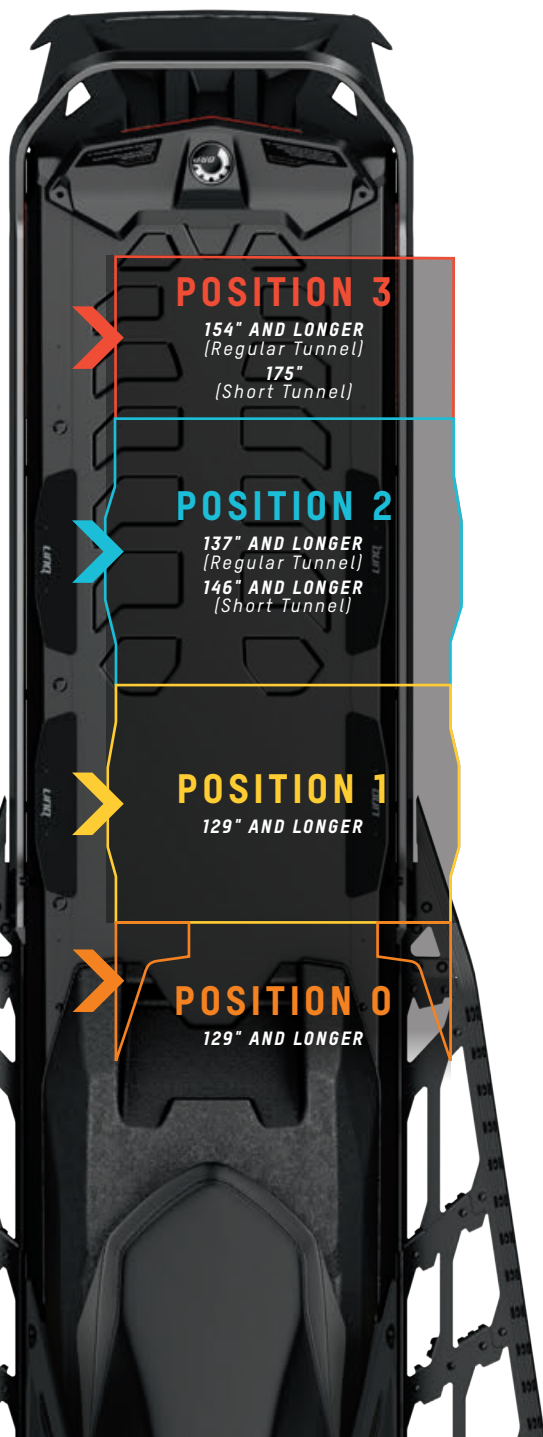
LinQ SYSTEM ACCESSORIES

// FAST, EASY AND SECURE

A BRP EXCLUSIVE, LinQ IS A TOOL-LESS SYSTEM FOR NEAR-INSTANT INSTALLATION OF ACCESSORIES.

- LinQ accessories to transform your machine to fit the moment.
- No tools needed: quickly install and remove accessories by hand.
- Stylish, fully integrated solution to your cargo needs.
- Sturdy mounting system that holds up in every terrain.

TUNNEL POSITIONS



LinQ is the industry standard in fast, secure and easy accessory attachment. Here's how you can use multiple LinQ items together to create the perfect ride.



LinQ FUEL CADDY
860202247



LinQ OIL CADDY
860202445



LinQ STACKABLE FUEL CADDY
860202246



LinQ FUEL CADDY
860200733



LinQ DEEP SNOW PRO BAG
860202456



LinQ TRAIL PRO BAG
860201986



LinQ SLIM WATERPROOF TUNNEL BAG
860202451



LinQ SNOWBOARD/SKI RACK
860202191



LinQ DRY BAG
715008110



LinQ ADVENTURE TUNNEL BAG
860202444



LinQ MODULAR CARGO BOX - 10 L
715005494



LinQ THERMAL BOX
219400964



LinQ ADVENTURE CARGO BOX
860202448



LinQ CARGO BOX - 62 L
860202446



LinQ CARGO BOX - 40 L
860202442



LinQ SR21 TUNNEL BAG
860202449



LinQ SPORT BAG
860202447



LinQ TOOL BOX
715008111



LinQ SADDLEBAGS
860200624



UNIVERSAL LinQ RACK
860202208







LinQ REMOVABLE SNOW FLAP
860201914



REV GEN4 VEHICLES MULTIPLE TUNNEL CONFIGURATIONS

POSITION 1 129" AND LONGER		POSITION 2 137" AND LONGER (Regular Tunnel) 146" AND LONGER (Short Tunnel)		POSITION 3 154" AND LONGER (Regular Tunnel) 175" (Short Tunnel)	FITS ON REV-XM REV-XS REV-XP REV-XU
ON THE TUNNEL	ON TOP OF LinQ STACKABLE FUEL CADDY	ON THE TUNNEL	BEHIND THE FUEL CADDY	ON THE TUNNEL	
YES	YES	YES except 146" (Short Tunnel)	YES except 146" (Short Tunnel)	NO	YES
YES	YES	YES	YES	NO	YES
YES	NO	NO too heavy for this position	NO	NO	YES with Shim Kit 860201432
YES	NO	NO too heavy for this position	NO	NO	YES
YES	YES	YES except 146" (Short Tunnel)	YES except 146" (Short Tunnel)	NO	YES with Shim Kit 860201432
YES	YES	YES except 146" (Short Tunnel)	YES except 146" (Short Tunnel)	NO	YES with Shim Kit 860201432
YES position #1 and #2 required	NO	YES position #1 and #2 required	YES position #2 and #3 required	YES position #2 and #3 required	NO
NO	NO	YES position #0 and #2 required	YES position #0 and #2 required	NO	NO
YES	YES	YES on 146" and up	NO	NO	YES with Shim Kit 860201432
YES position #1 and #2 required	NO	YES position #1 and #2 required	NO	NO	NO
YES	NO	YES except 146" (Short Tunnel)	YES except 146" (Short Tunnel)	NO	YES with Shim Kit 860201432
YES except when LinQ 1 + 1 Backrest is installed	NO	NO too heavy for this position	NO	NO	YES with Shim Kit 860201432
NO	NO	YES position #1 and #2 required on 146" and up		NO	YES on 146" and up
YES position #1 and #2 required	NO	YES position #1 and #2 required	NO	NO	NO
YES position #1 and #2 required	NO	YES position #1 and #2 required	NO	NO	YES
YES except when LinQ 1 + 1 Backrest and 1 + 1 Seat are installed		YES	NO	NO	YES with Shim Kit 860201432
YES	YES	YES	YES	NO	YES
YES except with 1 + 1 Seat	NO	NO too heavy for this position	NO	NO	YES with Shim Kit 860201432
YES	NO	NO	NO	NO	YES
YES	NO	YES	YES	NO	NO
YES Specific installation required, see instruction sheet for details		YES Specific installation required, see instruction sheet for details		YES Does not fit Short Tunnel	NO

FUEL & OIL CADDIES

LinQ FUEL CADDY 3.78 LITERS	REV Gen4, XS, XM, XR, XP, XU with LinQ Adaptor Plate (860200945)	860202247	
	<ul style="list-style-type: none"> • 3.78 liter capacity. • Smaller size for less weight. • Can be used in position 1 or 2 and on top of LinQ Stackable Fuel Caddy. • Easy pour design for sleds or power tools. 	<ul style="list-style-type: none"> • Doesn't fit Grand Touring REV-XS. 	
LinQ OIL CADDY 3.78 LITERS	REV Gen4, XS, XM, XR, XP, XU with LinQ Adaptor Plate (860200945)	860202445	
	<ul style="list-style-type: none"> • 3.78 liter capacity. • Can be used in position 1 or 2. • Can be used on top of LinQ Stackable Fuel Caddy. • Doesn't fit Grand Touring REV-XS. 	<ul style="list-style-type: none"> • Requires LinQ Cargo Base Kit (860201806) for installation on REV Gen4 16" tunnels (2021 and prior), 2021 Skandic Sport and stackable LinQ accessories. • Requires LinQ Cargo Base Kit (860202482) for installation on REV Gen4 20" & 24" tunnels (2022 and prior), except Skandic Sport. 	
LinQ STACKABLE FUEL CADDY 14 LITERS	REV Gen4, XU Expedition & Skandic with Adaptor Plate 860200945, (XS, XM, XR, XU Tundra) with Shim Kit 860201432	860202246	
	<ul style="list-style-type: none"> • Quick, easy and secure installation with LinQ system. • No-Spill spout for easy use. • 14 liter capacity. • Single LinQ tunnel bag or LinQ oil caddy stacks on top for more storage. • Meets the new latest Flame Mitigation Device (FMD) standard. 	<ul style="list-style-type: none"> • Cannot be used with Luggage Rack Reinforcement Plates (860200798). • Requires LinQ Cargo Base Kit (860201806) for installation on REV Gen4 16" tunnels (2021 and prior) and 2021 Skandic Sport. • Requires LinQ Cargo Base Kit (860202482) for installation on REV Gen4 20" & 24" tunnels (2022 and prior), except Skandic Sport. 	
LinQ FUEL CADDY 11 LITERS	REV Gen4, XS, XM, XR, XP, XU with LinQ Adaptor Plate (860200945)	860200733	
	<ul style="list-style-type: none"> • Quick, easy and secure installation with LinQ system. • No-Spill spout for easy use. • 11 liter capacity. • Meets the new latest Flame Mitigation Device (FMD) standard. 	<ul style="list-style-type: none"> • Doesn't fit Grand Touring REV-XS. • Cannot be used with Luggage Rack Reinforcement Plates (860200798). • Requires LinQ Cargo Base Kit (860201806) for installation on REV Gen4 16" tunnels (2021 and prior) and 2021 Skandic Sport. • Requires LinQ Cargo Base Kit (860202482) for installation on REV Gen4 20" & 24" tunnels (2022 and prior), except Skandic Sport. 	

STORAGE

LinQ DEEP SNOW PRO BAG – 30 L	REV Gen4, XU Expedition & Skandic with Adaptor Plate 860200945, (XS, XM, XR, XU Tundra) with Shim Kit 860201432	860202456	
	<ul style="list-style-type: none"> • Watertight (with TiZip) – our highest level of waterproofing. • Lightweight—uses one set of LinQ fasteners. • Fits position 1, 2 and on top of LinQ Stackable Fuel Caddy. • Expandable 9 to 30 liter capacity. • Improved Shovel Holder System. 	<ul style="list-style-type: none"> • Requires LinQ Cargo Base Kit (860201806) for installation on REV Gen4 16" tunnels (2021 and prior), 2021 Skandic Sport and stackable LinQ accessories. • Requires LinQ Cargo Base Kit (860202482) for installation on REV Gen4 20" & 24" tunnels (2022 and prior), except Skandic Sport. 	
NEW DEEP SNOW PRO BAG COVER LID	Fits on Deep Snow Pro Bag and LinQ Trail Pro Bag	860202132	
	<ul style="list-style-type: none"> • Replacement cover for Deep Snow Pro Bag. • Improved Shovel Holder System on lid. • Mesh pocket under the lid for easy, quick access to smaller items. 		

*While supplies last.

STORAGE

SEAT STORAGE BOX – 6 L



REV Gen4 (Narrow)

860202028

- Low profile integrated storage box utilizing the battery area.
- Added storage capacity of 1.5 L with battery and 6 L for a vehicle without the battery.
- Same height as battery cover.

- Rainproof liner included.
- Works with Deluxe Tool Kit (860202029) (not included).
- Allows use of LinQ tunnel accessories.
- Does not work with 1 + 1 seat.

LinQ SLIM WATERPROOF TUNNEL BAG – 26 L



REV Gen4 137" and longer

860202451

- Rigid bottom and top design.
- Allows storage of removable snow flap.
- Waterproof inner roll top.
- Shovel can be stored while assembled on top of the bag.
- 16 to 26 liter capacity.
- Fit on the tunnel in positions 1 & 2 and 2 & 3.

- Requires LinQ Cargo Base Kits (2x) (860201806) for installation on REV Gen4 16" tunnels (2021 and prior) and 2021 Skandic Sport.
- Requires LinQ Cargo Base Kit (1x) (860201806) for installation on 2022 Skandic Sport.
- Requires LinQ Cargo Base Kits (2x) (860202482) for installation on REV Gen4 20" & 24" tunnels (2022 and prior), except Skandic Sport.

SLIM TUNNEL BAG WITH SOFT STRAPS – 15 L



137" and longer with 1-up or 2-up seats

860202440

- Low profile, positioned flat on tunnel, for convenient out-of-the-way storage.
- Easy access full wrap-around zipper.
- Top mount shovel pocket.
- 15 liter capacity.

- Requires LinQ Cargo Base Kits (2x) (860201806) for installation on REV Gen4 16" tunnels (2021 and prior) and 2021 Skandic Sport.
- Requires LinQ Cargo Base Kit (1x) (860201806) for installation on 2022 Skandic Sport.
- Requires LinQ Cargo Base Kits (2x) (860202482) for installation on REV Gen4 20" & 24" tunnels (2022 and prior), except Skandic Sport.

SHOVEL WITH SAW HANDLE



860201919

- Design with better cutting edge.
- Features integrated saw handle.
- Blade flips 90° to pull snow away.
- Can be dismantled for easy storage.

SAW & HANDLE REPLACEMENT FOR SHOVEL



520002004

- D-shaped handle.

BCA STEALTH 270 PROBE



6691340012

- BCA probe features depth-markings that are easy to see when you're performing a rescue or logging a snow profile.

NEW SKI-DOO PULLING STRAP



860202195

- Save your back and get unstuck the easy way.
- Lightweight, compact, affordable.
- Extremely robust material.
- Available in yellow only. 2 per pack.

LinQ DEEP SNOW SEAT BAG – 5 L 	REV Gen4 Summit & Freeride (without battery)	860201274	
	EXTREME SEAT BAG – 5 L REV-XM, XP, XU Tundra Xtreme	860200745	<ul style="list-style-type: none"> • 5 liter capacity. • Improved design with greater capacity than the LinQ Seat Bag (860201355). • Thermoformed hard plastic base. • Requires Low Profile Battery Compartment Cover (860201505).
NEW LinQ SNOWBOARD/SKI RACK 	REV Gen4 16", 146" and longer Fits short tunnel	860202191	<ul style="list-style-type: none"> • A must for extreme deep snow riding. • Low profile bag lets you add storage without getting in the way of your riding needs. • Fully integrated and allows for the REV-XM seat to easily clip on/off in seconds without taking away any tunnel space. • Works in conjunction with REV-XM seat. • 5 liter capacity. • Inner zipper to access underseat compartment.
NEW LinQ SNOWBOARD/SKI RACK REINFORCEMENT KIT 	Fits with LinQ Snowboard/Ski Rack (860202191) except Renegade X-RS, Grand Touring, MXZ, Expedition Sport and Tundra LT	860202385	<ul style="list-style-type: none"> • Newly redesigned—simpler, quicker and easier way to attach skis or snowboards. • Fits 1 snowboard or 1 pair of skis and poles. • Easy to adjust from skis to boards or back in seconds. • Fits all sizes of skis, snowboards and snowsurfs. • Easy release straps can be operated with gloves on. • Rubber cushions protect edges and hold ski poles securely without damage. • Non-intrusive positioning. • Can be installed with stock bumper using the Reinforcement Kit (860202385). • Works with the new hitch and Adventure rear bumpers also. • Requires LinQ Cargo Base Kit (860201806) for installation on REV Gen4 16" tunnels for 2021 and prior models.
PROTECTIVE DECAL FOR LinQ SNOWBOARD/SKI RACK <i>(Not illustrated)</i>	516006982		<ul style="list-style-type: none"> • Use to install the LinQ Snowboard/Ski Rack with the stock rear bumper. • Adds strength and support to the tunnel. • To protect your tunnel from ski tip scratches when using the LinQ Snowboard/Ski Rack.
RISER BLOCK BAG 	REV Gen4 with 235 mm riser, XP Summit, XU Tundra, Skandic, XM (for risers 175 mm and up) REV Gen4 with 165 mm riser and longer, REV-XM, XP, XR, XU Tundra	860201564 • Long 860201550 • Short	<ul style="list-style-type: none"> • Innovative 2-pocket carry bag for secure storage around the steering riser block. • 3W heated insulated pocket design reduces the chance of water bottles freezing and increases the battery life of small electronic equipment. • Includes RCA adaptor kit. • Requires Heated Visor Kit (860201234) for REV-XU, XM, XS, XP, XR and (860201283) for REV Gen4, sold separately.
	OIL SUPPORT CADDY/GOGGLE BAG REV-XM, XS	860200614	<ul style="list-style-type: none"> • Multi-purpose bag. • Allows you to easily access and carry an extra liter of XPS oil or a spare set of goggles. • Installs conveniently on top of the CVT cooling system. • Models without E-TEC engine need the Acoustic Plate (512060847).

STORAGE

GOGGLE DRYING BAG	REV Gen4 (Narrow)	860201691	
	<ul style="list-style-type: none"> Designed specifically for a spare set of goggles. Under hood heat clears and dries wet fogged goggles. Protects goggles during the ride. 		
NEW LinQ MODULAR CARGO BOX	REV Gen4	715005494 • 10 liters (2.6 gallons)	
	<ul style="list-style-type: none"> Modular LinQ cargo box with 10 liter capacity. Single LinQ tunnel bag stacks on top for more storage. Heavy duty construction for durability. Weather resistant sealed lid. <ul style="list-style-type: none"> Requires LinQ Cargo Base Kit (860201806) for installation on REV Gen4 16" tunnels (2021 and prior), 2021 Skandic Sport and stackable LinQ accessories. Requires LinQ Cargo Base Kit (860202482) for installation on REV Gen4 20" & 24" tunnels (2022 and prior), except Skandic Sport. 		
COMBO BAG – 30 L	REV Gen4 (Wide) Renegade (except Renegade Sport)	860201821	
	<ul style="list-style-type: none"> Works with Comfort Seat (REV Gen4 (Wide)). 30 liter capacity. Provides additional storage while not using any tunnel space. LinQ tunnel accessories compatible. <ul style="list-style-type: none"> Multiple compartments with easy access. Thermoformed hard plastic base, semi-rigid top and sides. Waterproof inner lining. 		
SR50 UTILITY BAG – 50 L	REV Gen4 (Wide) 20" & 24"	860201939	
	<ul style="list-style-type: none"> Replaces passenger seat in seconds for additional storage. Quick release straps to easily access storage underneath. Waterproof to keep your cargo dry. 50 liter capacity. Works with the 135-liter LinQ Utility Cargo Bag (860201781). 		
COMBO BAG – 31 L	REV Gen4 (Narrow) (MXZ, Backcountry and Renegade)	860201475	
	<ul style="list-style-type: none"> 31 liter capacity. Multiple compartments with easy access. Thermoformed hard plastic base, semi-rigid top and sides. Vehicles with pull start require the Battery Cover (860201407). 		
LinQ DRY BAG – 40 L	REV Gen4, XU with LinQ Adaptor Plate (860200945)	715008110	
	<ul style="list-style-type: none"> Fully waterproof roll-top design secures gear tightly. 40 liter of adjustable capacity. Heavy-duty rigid plastic base. Foam lined bottom for additional protection. Integrated handle for easy transportation on/off the vehicle. <ul style="list-style-type: none"> Requires LinQ Cargo Base Kit (860201806) for installation on REV Gen4 16" tunnels (2021 and prior), 2021 Skandic Sport and stackable LinQ accessories. Requires LinQ Cargo Base Kit (860202482) for installation on REV Gen4 20" & 24" tunnels (2022 and prior), except Skandic Sport. 		
TUNNEL BACKPACK WITH LinQ SOFT STRAP – 28 L	137" and longer	860200939 • Black 860200940 • Orange	
	<ul style="list-style-type: none"> Includes a compartment for the Ski-Doo Shovel (860201919) and 2.8 m Avalanche Probe (520000408) (not included). Quick-disconnect system instantly transforms the bag into a backpack. 28 liter capacity. <ul style="list-style-type: none"> Requires LinQ Cargo Base Kits (2x) (860201806) for installation on REV Gen4 16" tunnels (2021 and prior) and 2021 Skandic Sport. Requires LinQ Cargo Base Kit (1x) (860201806) for installation on 2022 Skandic Sport. Requires LinQ Cargo Base Kits (2x) (860202482) for installation on REV Gen4 20" & 24" tunnels (2022 and prior), except Skandic Sport. 		

LinQ ADVENTURE TUNNEL BAG – 40 L	REV Gen4 137" and longer	860202444	
	<ul style="list-style-type: none"> • 40 liter capacity. • Thermoformed hard base and semi-rigid sides and top. • Cover can be removed for easier access. • Multiple compartments, separators and fixation points for hooks or bungee cords. • Inside goggle soft pocket. 	<ul style="list-style-type: none"> • Requires LinQ Cargo Base Kits [2x] (860201806) for installation on REV Gen4 16" tunnels (2021 and prior) and 2021 Skandic Sport. • Requires LinQ Cargo Base Kit [1x] (860201806) for installation on 2022 Skandic Sport. • Requires LinQ Cargo Base Kits [2x] (860202482) for installation on REV Gen4 20" & 24" tunnels (2022 and prior), except Skandic Sport. 	
LinQ THERMAL BOX – 16 L	REV Gen4 (except Grand Touring)	219400964	
	<ul style="list-style-type: none"> • Rotomolded design with 16 liter capacity. • High quality foam insulation for optimal performance hot or cold. • Does not fit with 1+1 backrest. 	<ul style="list-style-type: none"> • Requires LinQ Cargo Base Kit (860201806) for installation on REV Gen4 16" tunnels (2021 and prior) and 2021 Skandic Sport. • Requires LinQ Cargo Base Kit (860202482) for installation on REV Gen4 20" & 24" tunnels (2022 and prior), except Skandic Sport. 	
LinQ ADVENTURE CARGO BOX – 90 L	REV Gen4, XM, 146" and up	860202448	
	<ul style="list-style-type: none"> • Extra large 90 liter capacity. • Uses 16" LinQ mounts in position 1 and 2. • Easy on and off. • 2 LinQ anchors can be added on lid of box to install 16" LinQ accessories or additional storage. • Rugged and tough rotomolded plastic construction. • Not compatible with short tunnel. 	<ul style="list-style-type: none"> • Requires LinQ Cargo Base Kits [2x] (860201806) for installation on REV Gen4 16" tunnels (2021 and prior) and 2021 Skandic Sport. • Requires LinQ Cargo Base Kit [1x] (860201806) for installation on 2022 Skandic Sport. • Requires LinQ Cargo Base Kits [2x] (860202482) for installation on REV Gen4 20" & 24" tunnels (2022 and prior), except Skandic Sport. 	
LinQ CARGO BOX – 62 L	REV Gen4 137" and up	860202446	
	<ul style="list-style-type: none"> • Standard on Grand Touring Limited model. • Optional LinQ mounts can be added on top for even more capacity. • 62 liter capacity. 	<ul style="list-style-type: none"> • Requires LinQ Cargo Base Kits [2x] (860201806) for installation on REV Gen4 16" tunnels (2021 and prior) and 2021 Skandic Sport. • Requires LinQ Cargo Base Kit [1x] (860201806) for installation on 2022 Skandic Sport. • Requires LinQ Cargo Base Kits [2x] (860202482) for installation on REV Gen4 20" & 24" tunnels (2022 and prior), except Skandic Sport. 	
LinQ CARGO BOX BAG – 62 L	Fits with LinQ Cargo Box (860202446)	860201635	
	<ul style="list-style-type: none"> • Easy to take everything with you on arrival. • 62 liter capacity. 		
LinQ CARGO BOX TOP COVER	Fits with LinQ Cargo Box (860202446)	860201808 • Silver 860201768 • Black	
	<ul style="list-style-type: none"> • Matches the color of the vehicle perfectly. 		
LinQ CARGO BOX – 40 L	Fits 137" and longer (except XU Tundra (Sport and LT)	860202442	
	<ul style="list-style-type: none"> • Rigid molded plastic construction with integrated design. • Provides dry, safe storage. • 40 liter capacity. 	<ul style="list-style-type: none"> • Requires LinQ Cargo Base Kits [2x] (860201806) for installation on REV Gen4 16" tunnels (2021 and prior) and 2021 Skandic Sport. • Requires LinQ Cargo Base Kit [1x] (860201806) for installation on 2022 Skandic Sport. • Requires LinQ Cargo Base Kits [2x] (860202482) for installation on REV Gen4 20" & 24" tunnels (2022 and prior), except Skandic Sport. 	
CARGO BAG – 80 L	REV Gen4, XM, XP, XU, Backcountry, Freeride, Renegade, Summit, Tundra, 137" and up	860200801	
	<ul style="list-style-type: none"> • Rugged all-purpose utility design. • Sealed PVC construction. • 80 liter capacity. 	<ul style="list-style-type: none"> • Integrated attachment system. • Includes rain cover for added resistance to the elements. • Can also double as travel/duffle bag. 	

STORAGE

LinQ RETROFIT KIT FOR CARGO BAG

[Not illustrated]

860200941

- 4 straps to adapt the Cargo Bag [860200801] to LinQ system.
- LinQ Cargo Base Kit [2x] [860201806] not included but required to mount the bag on the tunnel.

NEW LinQ TRAIL PRO BAG – 30 L

REV Gen4, XU Expedition & Skandic with Adaptor Plate [860200945], [XS, XM, XR, XU Tundra] with Shim Kit [860201432]

860201986



- Premium bag with our highest level of waterproofing.
- Watertight zipper (TiZip).
- Map holder & quick access storage compartment on lid.
- Mesh pocket under the lid for easy, quick access to smaller items.
- Brightly colored interior makes locating items easier.
- Lightweight and mounts securely using one set of LinQ anchors.
- Expandable 9 to 30 L capacity.
- Requires LinQ Cargo Base Kit [860201806] for installation on REV Gen4 16" tunnels (2021 and prior), 2021 Skandic Sport and stackable LinQ accessories.
- Requires LinQ Cargo Base Kit [860202482] for installation on REV Gen4 20" & 24" tunnels (2022 and prior), except Skandic Sport.

NEW TRAIL PRO BAG COVER LID

Fits on Deep Snow Pro Bag and LinQ Trail Pro Bag

860202383



- Replacement cover for Trail Pro Bag.
- Map holder & quick access storage compartment on lid.
- Mesh pocket under the lid for easy, quick access to smaller items.

LinQ SR 21 TUNNEL BAG – 21 L

REV Gen4

860202449



- Semi-rigid expandable LinQ tunnel bag.
- 21 liter capacity.
- Can be installed on top of LinQ Stackable Fuel Caddy or behind seat.
- Easy one-second on/off tool-less system.
- Requires LinQ Cargo Base Kit [860201806] for installation on REV Gen4 16" tunnels (2021 and prior), 2021 Skandic Sport and stackable LinQ accessories.
- Requires LinQ Cargo Base Kit [860202482] for installation on REV Gen4 20" & 24" tunnels (2022 and prior), except Skandic Sport

LinQ SPORT BAG – 17 L

REV Gen4, XM, XS, XP, XR [except GTX, Grand Touring]

860202447



- 17 liter capacity.
- Rigid bottom, semi-rigid top.
- Does not fit on REV-XU Tundra with a rack.
- Requires LinQ Cargo Base Kit [860201806] for installation on REV Gen4 16" tunnels (2021 and prior), 2021 Skandic Sport and stackable LinQ accessories.
- Requires LinQ Cargo Base Kit [860202482] for installation on REV Gen4 20" & 24" tunnels (2022 and prior), except Skandic Sport.

LinQ TRAIL SEAT BAG – 11 L

REV Gen4 (Narrow) MXZ, Backcountry & Renegade

860201275



- 11 liter capacity.
- Thermoformed hard plastic base, semi-rigid sides and top.
- Vehicles with pull start require the Battery Cover [860201407].

LinQ SEAT BAG – 4 L

REV Gen4 (Narrow)

860201355



- Integrated storage that stays out-of-the-way.
- 4 liter capacity.
- Easy on/off.
- Can be used with tunnel bags or fuel caddies.
- Vehicles with pull start require the Battery Cover [860201407].
- Thermoformed hard plastic base.

HANDLEBAR BAG – 2 L

REV Gen4 without mountain strap

860201565






- 2.3 liter capacity.
- Semi-rigid construction.
- Mounted sturdily with clamp setup.
- Can be removed easily with vehicle's tool.
- Inside soft liner.
- Water-resistant.
- Thermoformed hard plastic base.
- Features a pocket to separate items.

LinQ TOOL BOX – 19 L 	REV Gen4, XU Xtreme, XU Expedition and XU Skandic with LinQ Adaptor Plate (860200945).	715008111	
<ul style="list-style-type: none"> • 19 liter capacity. • Weather-resistant design features a sealed cover. 	<ul style="list-style-type: none"> • Requires LinQ Cargo Base Kit (860201806) for installation on REV Gen4 16" tunnels (2021 and prior) and 2021 Skandic Sport. • Requires LinQ Cargo Base Kit (860202482) for installation on REV Gen4 20" & 24" tunnels (2022 and prior), except Skandic Sport. 		
LinQ SADDLEBAGS – 26 L 	REV Gen4 16", XP, XR, XM, XS (except Grand Touring, GTX & MXZ X-RS)	860200624	
<ul style="list-style-type: none"> • Premium semi-rigid saddlebags using the LinQ mounting system. • Easy attach and remove. • Can be used in conjunction with additional LinQ mounted accessories at the same time. • 26 liter capacity, (2 x 13 L (2 x 3.45 US gallons)). 	<ul style="list-style-type: none"> • LinQ Cargo Base Kit not included (860201806). • LinQ Fastener included (715001707). 		
COMBO BAG – 45 L 	REV-XP, XR, XS	860200623	
<ul style="list-style-type: none"> • Uses easy on/off clip system. • No need to remove seat. • Multiple pockets. • 45 liter capacity. 			
TUNNEL BAG – 40 L 	REV-XP, XR, XS, XM, XU Tundra	860200824	
<ul style="list-style-type: none"> • Includes a compartment for the Ski-Doo Shovel (860201919) (not included). • Chassis premarked for easier installation of bag on tunnel. • 40 liter capacity. • Extension provides more cargo space when required. 			
TUNNEL BAG – 25 L 	REV-XP, XR, XM, XS, XU	860200826	
<ul style="list-style-type: none"> • Uses our cleat and bag retaining system (Patent USD607,313). • Innovative thermoformed tunnel bag, designed for a slick look and rigid structure. • Chassis premarked for easier installation of bag on tunnel. • 25 liter capacity. 			
MODULAR TUNNEL BAG EXTENSION – 38 L 	REV-XR GTX & Grand Touring, REV-XS Grand Touring	860200173	
<ul style="list-style-type: none"> • Versatile multi-configuration bag. • Use alone, with or without Fuel Caddy, or with Semi-Rigid Tunnel Bag (860200174). • Installs horizontally or vertically and removes easily. • 38 liter capacity. 			
LinQ UTILITY CARGO BOX – 135 L 	REV Gen4 20" & 24"	860201781	
<ul style="list-style-type: none"> • Massive 135 liter capacity. • 4 LinQ anchors (860201806) can be added on lid of box to install 16" LinQ accessories or additional storage. • Slots molded in for plywood dividers. • Rugged and tough rotomolded plastic construction. • Integrated axe and saw holders. • Removable/lockable lid. 	<ul style="list-style-type: none"> • Dedicated hooks for bungee cords or elastic net to expand storage capacity on top of the box. • 4 fixation hook points to secure cargo in the box and 4 molded handle features for ease of transportation. • Multi LinQ Plate Retrofit Kit (860202133) required for REV Gen4 Skandic Sport. 		
EXTRA LARGE XU BAG – 150 L 	REV-XU Skandic, XU Expedition	860201179	
<ul style="list-style-type: none"> • Extra large 150 liter capacity bag shaped to fit utility model racks. • Weather-resistant polyester, includes compartment organizer. 			

STORAGE

CARGO BOX – 75 L	REV-XU Skandic WT, SWT, Expedition SE, LE, Xtreme MY19 and prior	860200395	
	<ul style="list-style-type: none"> • 75 liter capacity. • Made of durable polyethylene. • Provides additional secure storage. • Convenient flip top provides easy access to stored goods. • Standard on SE 2019 and prior models. 		
RACK AND NET KIT FOR CARGO BOX		860201025	
	<ul style="list-style-type: none"> • Rack to carry additional items on top of Cargo Box. • Net to better secure items inside Cargo Box (860200395). 		
CENTER CARGO BOX – 20 L	REV-XU Skandic and Expedition	860200732	
	<ul style="list-style-type: none"> • 20 liter capacity. • Easily interchangeable with passenger seat. • Provides additional storage space. • Can be padlocked. • Can be installed in conjunction with Cargo Box (860200395). 		
UNDER-SEAT STORAGE BAG	REV-XU Skandic and Expedition	860201063	
	<ul style="list-style-type: none"> • Padded bag protects your items and makes them easy to transport. 		

STORAGE ACCESSORIES

TANK BAG – 5 L	REV-XM, XS	860200974	
	<ul style="list-style-type: none"> • Low profile bag. • Easy-to-view map pocket. • Access fuel cap without removal. • Ready for 3W Heater for Bags (515176786) (not included). • 5 liter capacity. 		
HEATED TANK BAG – 2 L	REV-XR, XU	860201127	
	<ul style="list-style-type: none"> • Easy-access bag with full-length zipper. • Map pocket. • Access gas cap without removing bag. • 3W heated, insulated pocket for battery-powered electronics, e.g., cell, GPS. • Access to the 12V plug-in port. 		
3W HEATER FOR BAGS		515176786	
	<ul style="list-style-type: none"> • Replacement or additional heater for heated bags. 		

DASHBOARD BAG – 2 L	REV-XR, XU	860201177	
	REV-XP	860201176	
 <ul style="list-style-type: none"> • Easy-access bag designed to provide extra storage. • 2 liter capacity. 			
BATTERY COVER	REV Gen4 16" without battery ¹	860201720	
	REV Gen4 16" with battery ²	511001210	
 <ul style="list-style-type: none"> • Stock on REV Gen4 (Wide). • ¹Support bracket and plastic cover included. • ²Plastic cover included. <ul style="list-style-type: none"> • Required when installing Comfort Seat (860201551, 860201633) on REV Gen4 (Narrow). 			
BATTERY COVER	REV Gen4 16" (Narrow) without battery ¹	860201407	
	REV Gen4 16" with battery ²	511001053	
 <ul style="list-style-type: none"> • Use in conjunction with LinQ Seat Bag (860201355), LinQ Trail Seat Bag (860201275), LinQ Combo Bag (860201475) or LinQ 1 + 1 Seat System (860201268) on models without a battery. • Stock on REV Gen4 (Narrow) with battery. <ul style="list-style-type: none"> • ¹Support bracket and plastic cover included. • ²Plastic cover included. 			
LOW PROFILE BATTERY COMPARTMENT COVER	REV Gen4 16" without battery	860201505	
	 <ul style="list-style-type: none"> • Required for REV Gen4 sleds without battery for LinQ Deep Snow Seat Bag (860201274) and for improved aesthetics. 		
NEW GLOVEBOX FOR ONE-PIECE LIGHTWEIGHT HOOD	REV Gen4 Summit and Freeride with one-piece lightweight hood	860202193	
 <ul style="list-style-type: none"> • Adds storage to one-piece lightweight hoods. • Provides an additional 4.6 liter (1.2 gallon, 280 cu in) capacity. • Approximately 2 water bottles or 2 pairs of goggles. • Easy access for smaller items. <ul style="list-style-type: none"> • Bright yellow interior to find objects easier. • Water resistant. • Includes new mount to reposition the factory gauge. • Works with a windshield or deflector. 			
GLOVEBOX EXTENSION / CELL PHONE HOLDER	REV Gen4	860202072	
	 <ul style="list-style-type: none"> • Doubles the storage with additional 3.5 liter capacity (includes Glovebox Extension (517305966)). • Can be used with or without windshield. • Door allows for perfect positioning and mounting of a cell phone. • Cell Phone heater included. <ul style="list-style-type: none"> • Requires 12V Outlet (860201261). For screen size up to 6.4" (16.26 cm) x 3.3" (8.38 cm). • Fits all cell phones with a screen of 6.4" and smaller. • Works with capacitive and resistive touch screen technology. • Not compatible with Lightweight Hood. • Does not include cell phone. 		
GLOVEBOX EXTENSION / GPS SUPPORT	REV Gen4	860201249	
	 <ul style="list-style-type: none"> • Doubles the storage with additional 4 liter capacity. • Can be used with or without windshield. • GPS sold separately. • Door allows for perfect positioning and mounting of GPS. • Replaces stock storage compartment cover. <ul style="list-style-type: none"> • Not compatible with Lightweight Hood. 		

STORAGE ACCESSORIES

GLOVEBOX REPLACEMENT DOOR /
CELL PHONE HOLDER*[Not illustrated]*

Fits with Glovebox Extension [860201249]

860202169

- Replacement door to update Glovebox Extension with a cell phone holder.
- Door allows for perfect positioning and mounting of a cell phone.
- Cell phone heater included.
- Requires 12V Outlet Plug [860201261].
- For screen size up to 6.4" (16.26 cm) x 3.3" (8.38 cm).
- Works with capacitive and resistive touch screen technology.

GLOVEBOX EXTENSION

REV-XM, XS

860200707



- Increases storage capacity by 50%.
- Replaces stock storage compartment cover.
- Face door allows for perfect positioning and mounting of GPS.
- GPS sold separately.
- 2 liter capacity.

GLOVEBOX LINER

REV-XM, XS 2014 and up

860201084



- Padded inner liner protects items.
- Design seals against snow intrusion.
- Glovebox Extension compatible.
- Can be used with 3W Heater for Bags [515176786] (not included).

GLOVEBOX LINER

REV Gen4

860201270



- Thermoformed liner has a soft finish interior.
- Features one pocket to separate items.
- Not compatible with One-Piece G4 Lightweight Hood [860202087].

LinQ ACCESSORIES AND REPLACEMENT PARTS FOR LinQ STORAGE ACCESSORIES

MULTI LinQ PLATE RETROFIT KIT

Skandic Sport

860202133



- Retrofit to add Multi LinQ Plate on Skandic Sport.
- Allows more LinQ configurations on the tunnel.
- Includes rear double light.

NEW LinQ LOCK

860201968 • Pack of 1

860202478 • Pack of 2



- Simple way to lock most LinQ accessories in place.
- Retrofits most LinQ accessories.
- Lock cover prevents snow and ice build-up.
- Not compatible with Tool Holder or Working Light.
- Comes with two keys.

LinQ FASTENER

715001707



- Works with LinQ Snowboard/Ski Rack [860201255/860201222/860202191] and LinQ Saddlebags [860200624].
- Tool-less installation and removal.
- Sold in pairs.

LinQ CARGO BASE KIT**860201806**

- Unique mounting fastener usable on any LinQ System accessory.
- Includes: 2 Cargo LinQ bases and hardware.

NEW LinQ CARGO BASE KIT

REV Gen4 (Wide) 20" & 24" equipped with the Multi LinQ Plate

860202482

- Unique mounting fastener usable on any LinQ System accessory.
- Includes: 2 Cargo LinQ bases and hardware for Multi LinQ Plate (860202133).

LinQ CARGO BASE RETROFIT KIT

REV Gen4 (Wide) 20" & 24" equipped with the Multi LinQ Plate

860201812

- Hardware to fit LinQ Cargo Base Kit on 20" and 24" tunnels with Multi LinQ Plate Retrofit Kit (860202133).

LinQ PROTECTIVE DECAL KIT

REV Gen4

516007627

- Durable Lexan¹ decals to protect your tunnel.
- 2 decals included.

LinQ PROTECTIVE DECAL KIT

REV-XS, XM, XP, XU Tundra

860200767

- Replacement item on model years 2013 and up, but required for using the LinQ accessories on model years 2012 and prior.
- 2 decals included.

RUBBER LATCH SERVICE KIT FOR LinQ TUNNEL ACCESSORIES*(Not illustrated)*

LinQ Tunnel Bags and LinQ Fuel and Oil Caddies.



860201057**LinQ REPAIR KIT T-LOCK ALUMINUM***(Not illustrated)***860201753** • Left Side
860201754 • Right Side

- Replaces LinQ mechanism.
- Includes lever, T-lock and hardware.

LinQ REPAIR KIT T-LOCK PLASTIC*(Not illustrated)***860201137** • Left Side
860201138 • Right Side





- Replaces LinQ mechanism.
- Includes lever, T-lock and hardware.






LINQ ACCESSORIES AND REPLACEMENT PARTS FOR LINQ STORAGE ACCESSORIES

SHIMS FOR LinQ ACCESSORIES	REV-XS, XM, XP, XU Tundra	860201432	
	<ul style="list-style-type: none"> • Required to fit LinQ accessories on REV-XS, XM, XP and XU Tundra. • See last column of the chart on page 35 for accessories that require shims. • Does not fit 120" models. 		
LinQ ADAPTOR PLATE	REV-XU Expedition, XU Skandic	860200945	
	<ul style="list-style-type: none"> • Allows installation of LinQ Cargo Base [860201806] on embossed REV-XU tunnels. 		




SLEIGH, RACKS & HOLDERS

RACKS





LinQ SLEIGH	Fits on vehicles equipped with Tongue Hitch	860202441	
	<ul style="list-style-type: none"> • LinQ accessories can be installed on top and inside (LinQ Cargo Base Kit not included). • Made of high-molecular-weight polyethylene. • 2-part removable cover. • Rain resistant. • Carbide ready [860201044]. 		
		<ul style="list-style-type: none"> • Slots for dividers precast in. (Dividers not included.) • Dimensions 206 cm L x 84 cm W x 54 cm H. • Volume 485 L. • Weight capacity: 340 kg TOTAL (including top); max on top 34 kg. • Spring dampened pull bar. 	
LinQ UNIVERSAL RACK	REV Gen4	860202208	
	<ul style="list-style-type: none"> • This Universal Rack can make generic accessories LinQ compatible. • Allows a multitude of products and configurations on LinQ tunnels. 		
		<ul style="list-style-type: none"> • Requires LinQ Cargo Base Kit [860201806] for installation on REV Gen4 16" tunnels (2021 and prior) and 2021 Skandic Sport. • Requires LinQ Cargo Base Kit [860202482] for installation on REV Gen4 20" & 24" tunnels (2022 and prior), except Skandic Sport. 	
LinQ UNIVERSAL RACK – OTHER BRANDS	Other vehicles with tunnel of 378 mm to 432 mm	860202357	
	<ul style="list-style-type: none"> • Universal rack designed to fit non-LinQ tunnels (Ski-Doo and competitive brands). • Install LinQ accessories on non-LinQ compatible tunnels. • Allows a multitude of products and configurations on almost any sled. 		
		<ul style="list-style-type: none"> • Double the storage by adding another on longer tunnels. • Includes installation hardware for side mounting. • Fits 37.8 cm to 43.2 cm wide tunnels. 	
LinQ REAR CARGO RACK	REV Gen4 (Wide) 20" & 24"	860201800	
	<ul style="list-style-type: none"> • Replaces passenger seat for extra cargo capacity. • Simple attachment. • Retains underseat access with clever hinge system. • Allows use of more LinQ bags. 		

LinQ REAR CARGO RACK	REV-XU Skandic and Expedition	860200914	
	<ul style="list-style-type: none"> • Provides mounting point for LinQ Cargo Base Kit [860201806]. • Compatible with LinQ fuel caddies and tunnel bags. • Easily interchangeable with passenger seat. • Provides additional cargo space. 		
NEW CARGO RACK KIT	REV Gen4 146" Backcountry (except Backcountry X-RS) , Summit SP, Tundra, Expedition Sport	860202217	
	REV Gen4 154" Summit SP, Tundra, Expedition Sport	860202223	
<ul style="list-style-type: none"> • Maximizes tunnel cargo capacity. • Integrated anchor points for bungees or tie downs. • Adds functionality with mounts for LinQ Tool Holders [860201846]. 			
LUGGAGE RACK REINFORCEMENT PLATES	REV-XM, XP, XR, XS, XU Tundra	860200798	
	<ul style="list-style-type: none"> • Additional reinforcement for your long and short rear racks. • Made of high strength steel. • Sold in pairs. 		
CARGO RACK KIT	REV Gen4 (Wide) 20" Expedition Xtreme and Skandic Sport	860202245	
	<ul style="list-style-type: none"> • A convenient way to maximize tunnel cargo space. • Required to install the chain saw holder [860201827]. • Includes the rack and hardware. • 1 1/4" Hitch included. 		
REAR RACK EXTENSION	REV-XU Skandic and Expedition	860200700	
	<ul style="list-style-type: none"> • Delivers increased cargo space. • Does not fit with XU Heavy-Duty Rear Bumper [860201106]. 		

HOLDERS



LinQ AXE HOLDER	REV Gen4, XM, XS, XU, 137" and up	860201854	
	<ul style="list-style-type: none"> • Securely mounts on either side of the tunnel using LinQ anchors. • Universal sizing to fit a wide variety of axes. • Can be mounted on either side of the vehicle. 		
CHAIN SAW HOLDER	REV Gen4 (Wide) 20" & 24"	860201827	
	<ul style="list-style-type: none"> • Securely mounts to rear of vehicle. • Retains full function of LinQ accessories, including cargo box. • Compatible with most blades up to 18". • Cargo Rack Kit [860202245] required for Expedition Xtreme & Skandic Sport. • Not compatible with LinQ Adventure Cargo Box [860202448]. 		
LinQ ICE AUGER HOLDER	REV Gen4 (Wide) 20" & 24" except Skandic Sport and Expedition Xtreme	860201828	
	<ul style="list-style-type: none"> • Securely mounts to right side of vehicle. • Easy on/off and installation. • Retains full function of LinQ accessories. • Handles augers with up to 10" blades. • May be installed with Heavy-Duty Hitch Rear Bumper [860201795] 		

HOLDERS

LinQ GUN BOOT HOLDER	REV Gen4 (Wide) 20" & 24" except Skandic Sport and Expedition Xtreme	860201829	
	<ul style="list-style-type: none"> • Securely mounts to side of vehicle. • Easy on and off LinQ installation. • Retains full function of LinQ accessories. • Can be installed on either side of the tunnel. • Required for Gun Boot use on vehicle. 	<ul style="list-style-type: none"> • May be installed with Heavy-Duty Hitch Rear Bumper [860201795]. 	
GUN BOOT HOLDER	REV-XU Skandic, XU Expedition	860200984	
	<ul style="list-style-type: none"> • Can be installed on either side of the sled, facing forward or rearward and at any angle. 	<ul style="list-style-type: none"> • Required for Gun Boot use on vehicle. 	
LinQ TOOL HOLDER	REV Gen4, XS, XM	860201846	
	<ul style="list-style-type: none"> • Designed for universal applications. • Convenient swivel latch allows tools like a shovel to be stored in multiple positions. • Designed specifically for winter use. • Sold in pairs. 	<ul style="list-style-type: none"> • Requires LinQ Cargo Base Kit [860201806] for installation on REV Gen4 16" tunnels (2021 and prior) and Skandic Sport. • Requires LinQ Cargo Base Kit [860202482] for installation on REV Gen4 20" & 24" tunnels (2022 and prior), except Skandic Sport. 	
GUN BOOT 6.0 IMPACT[®] BY KOLPIN[®]		715001419	
	<ul style="list-style-type: none"> • Features largest interior room of all Kolpin Gun Boot cases. • Extra room for pistol-grip-type weapons and small bipods. • Easily fits firearms up to 130 cm in total length. • Provides ample room for 60 mm scopes. • Hatchback design allows easy access. • Snap-close cover with locking capability. • Ergonomically designed handle and molded attachment points for sling. 	<ul style="list-style-type: none"> • Designed to accommodate left and right hand bolt-action rifles and shotguns. • Includes removable, shock-absorbing foam and nylon impact liner for superior interior protection. • Requires Gun Boot Holder [860200984 or 860201829] for installation. 	

SEATS & BACKRESTS

SEATS

HEATED SEAT	REV Gen4 (Wide) 20" & 24"	860202032	
	<ul style="list-style-type: none"> • Adds warmth in the coldest conditions. • Multiple High/Low/OFF settings. 		
PASSENGER HEATED SEAT	REV Gen4 (Wide) 20" & 24" (Expedition Xtreme & Skandic Sport)	860202033	
	<ul style="list-style-type: none"> • Complete seat adds warmth for a passenger. • 1 + 1 configuration. • Includes heated handles. • Passenger Backrest [860202036] can be added for more comfort. 	<ul style="list-style-type: none"> • Same seat as 860202037 with heat added. • High/Low/Off settings. 	



HEATED SEAT	REV Gen4 16"	860201633	
	<ul style="list-style-type: none"> • Adds warmth in the coldest conditions. • Multiple High/Low/OFF settings. • Same base platform as Comfort Seat (860201551) providing additional hip support via wider cushion design. • Integrated rear storage. • Battery Cover with Support (860201720) required for REV Gen4 (Narrow) without battery. 	<ul style="list-style-type: none"> • Battery cover (511001210) required for REV Gen4 (Narrow) with battery. • 2 Summit seat posts (510006693) required for installation on REV Gen4 (Narrow) Summit 2020 and prior. • 2 seat post (510007122) required for installation on REV Gen4 (Narrow) Summit and all Sport models, 2021 and up. 	
COMFORT SEAT	REV Gen4 16"	860201551	
	<ul style="list-style-type: none"> • Provides additional support and length. • Provides additional hip support via wider cushion design. • Integrated rear storage. • Battery Cover with Support (860201720) required for REV Gen4 (Narrow) without battery. • Battery cover (511001210) required for REV Gen4 (Narrow) with battery. 	<ul style="list-style-type: none"> • 2 Summit Seat Posts (510006693) required for installation on REV Gen4 (Narrow) Summit 2020 and prior. • 2 Seat Posts (510007122) required for installation on REV Gen4 (Narrow) Summit and all Sport models, 2021 and up. • Not compatible with Battery Cover (860201407). 	
HEATED SEAT	REV-XS, XM	860201458	
	<ul style="list-style-type: none"> • Add warmth with this heated seat. 		
NEW LOW PROFILE SEAT	REV Gen4 16" Summit & Freeride	860202344	
	<ul style="list-style-type: none"> • Compact design for freedom of movement. • Great support for deep snow. • Easy tool-less installation. • 155 mm (6") height. 		
NEW LIGHTWEIGHT PERFORMANCE SEAT	REV Gen4 16" Summit & Freeride	860202221	
	<ul style="list-style-type: none"> • Ultra compact design for active riders. • Our smallest, lightest seat at 1.27 kg. • Allows easier side-to-side changes. • 100 mm (4") height. • Provides great freedom of movement. 	<ul style="list-style-type: none"> • Gripper style vinyl resists wear and tear and provides better control. • Stock on the Summit X with Expert package. 	
FORTY7C PERFORMANCE SEAT	REV Gen4 16"	860201736	
	<ul style="list-style-type: none"> • Developed by deep snow expert Carl Kuster. • Provides even greater freedom of movement. • Lower, narrower and lighter than stock Summit seat. • Integrated grip areas. 		
LinQ 1 + 1 SEAT SYSTEM	REV Gen4 16"	860202348	
	<ul style="list-style-type: none"> • The ultimate in modular seating. • Allows quick changes between 1-up and 2-up riding. • Ergonomically correct positions for driver and passenger. 	<ul style="list-style-type: none"> • Two easy tool-less steps: 1 - Clip in seat. 2 - Add LinQ 1 + 1 Backrest. • Battery Cover with Support (860201407) required for vehicle without battery. 	
LinQ 1 + 1 SEAT SYSTEM	REV-XM, XS, XP, XR [except GTX, Grand Touring], XU Tundra	860202347	
	<ul style="list-style-type: none"> • The ultimate in modular seating. • Allows quick changes between 1-up and 2-up riding. • Ergonomically correct positions for driver and passenger. • Two easy tool-less steps: 1 - Clip in seat. 2 - Add LinQ 1 + 1 Backrest. 		

SEATS

1 + 1 SEAT	REV Gen4 16" [except Grand Touring and Expedition]	860201766	
	<ul style="list-style-type: none"> • Quick, easy installation and ideal ergonomics for driver and passenger. • Full tunnel capacity is maintained and allows additional accessories to be added. • Battery Cover with Support (860201407) required for vehicle with rewind. 		
1 + 1 SEAT	REV-XM, XS, XP, XR [except GTX, Grand Touring], XU Tundra	860200665	
	<ul style="list-style-type: none"> • Quick, easy installation and ideal ergonomics for driver and passenger. • Full tunnel capacity is maintained and allows additional accessories to be added. 		
LinQ 1 + 1 SEAT HEATED GRIPS	REV Gen4 16" with 1 + 1 seat and passenger seat with handles, REV Gen4 (Wide) 20" & 24" with passenger seat with handles REV-XS, XM 2016-2019	860201840 860202030	
	<ul style="list-style-type: none"> • Allow your passenger to ride in comfort in all conditions. • Easy unplug. • Requires Seat Wiring Harness (515178588) for installation on REV Gen4 (Wide) 20" & 24" models. 		
2-UP SEAT	REV-XP, XR, XM, XS, XU Tundra	860201314	
	<ul style="list-style-type: none"> • Extended seat providing convenient 2-up riding. • Complete seat assembly with passenger strap. • Replaces existing seat in seconds. • Ideal use with LinQ Snowboard/Ski Rack (860201222). 		
NEW COMPACT PASSENGER SEAT	REV Gen4 16"	860202220	
	<ul style="list-style-type: none"> • Longer seat allows for a passenger while being more compact than the 1+1 seat. • Easy, tool-less installation. • Complete assembly features a passenger strap. • Tunnel capacity is maintained for additional accessories. • 180 mm (7") height. 		
PASSENGER SEAT	REV Gen4 20" & 24"	860202037	
	<ul style="list-style-type: none"> • Passenger seat to transform into a 1 + 1 configuration. • Includes safety handles. • Passenger Backrest (860202036) can be added for more comfort. • Stock on REV Gen4 Expedition LE, SE. 		
PASSENGER BACKREST	REV Gen4 20" & 24"	860202036	
	<ul style="list-style-type: none"> • Passenger backrest to complement the Passenger Seat (860202037) for added back comfort. • Passenger Seat (860202037) required for installation. • Stock on REV Gen4 Expedition LE, SE. 		
PASSENGER MUFFS FOR 1 + 1 SEAT	REV Gen4, XS, XM 2018 and prior with 1+1 Seat	860200831* 860201028**	
	<ul style="list-style-type: none"> • Muffs fit snugly around the passenger handles and provide total warmth even on the coldest days. • Easy to install and remove. 		

*Fits seat with handles and handguards.

**Fits seat with handles only.

PASSENGER MUFFS FOR 1 + 1 SEAT	REV Gen4, XS, XM 2019 and up with 1+1 Seat.	860201929	
	<ul style="list-style-type: none"> • Ultra warm passenger muffs with fleece liner. • Designed for extreme cold conditions. • Easy to remove in warmer weather. 	<ul style="list-style-type: none"> • Fits with REV Gen4 new handles. 	
HEATED GRIPS WITH GUARDS FOR 1 + 1 SEAT	REV-XS, XM 2016 and up	860201322	
	<ul style="list-style-type: none"> • Allow your passenger to ride in comfort in all conditions. • Self disconnect. 		

BACKRESTS

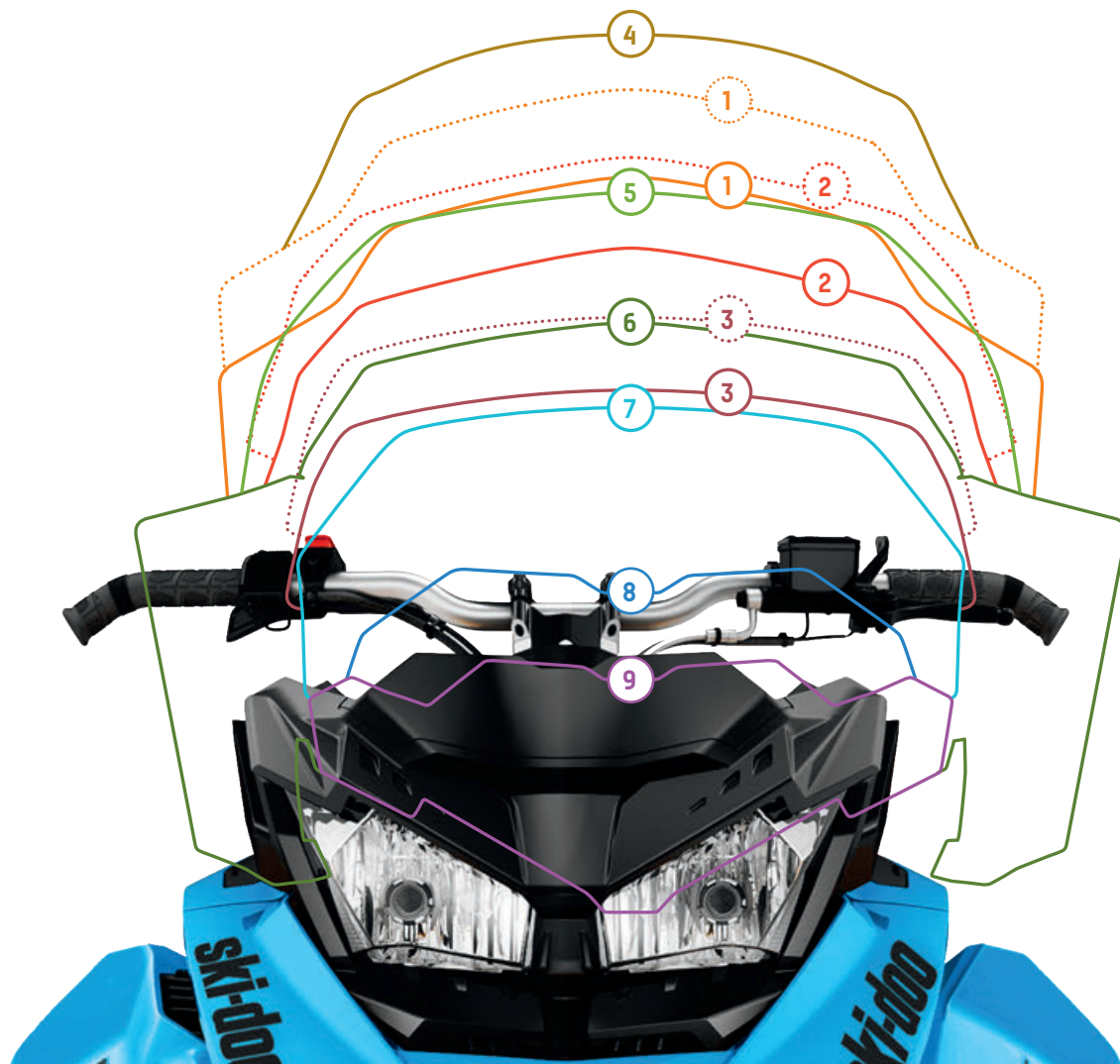
LinQ 1 + 1 SEAT BACKREST	REV Gen4 16"	860202360	
	REV-XM, XS, XP, XR (except GTX, Grand Touring), XU Tundra	860202362	
	<ul style="list-style-type: none"> • Option for 1 + 1 Seat when not sold as a kit. • Can be locked using a padlock (not included). 		
LinQ 1 + 1 BACKREST ANCHOR BASE KIT	REV Gen4 16"	860202059	
	REV-XM, XS	860202060	
	<ul style="list-style-type: none"> • Allows installation of LinQ 1 + 1 Backrest on more than one vehicle. 		
RUBBER LATCH FOR LinQ 1 + 1 BACKREST <i>[Not illustrated]</i>		510005617 • Left Side 510005618 • Right Side	
ADJUSTABLE BACKREST	REV-XP, XR, XM, XS, XU Tundra	860200823	
	<ul style="list-style-type: none"> • Adjustable and works in conjunction with 2-Up Seat [860201314]. • Positionable for passenger or driver use. • Rigid steel frame and integrated foam pad. • Easy, tool-less removal when not needed. 		
PASSENGER SEAT / BACKREST	REV-XU Skandic, XU Expedition	619400068	
			
PASSENGER BACKREST	REV-XU Skandic, XU Expedition	860200060	
	<ul style="list-style-type: none"> • Enhances the comfort level of your seat by adding this backrest option. 		

WINDSHIELDS & WIND PROTECTION

// EASILY CHOOSE YOUR IDEAL WINDSHIELD

ADJUSTABLE WINDSHIELDS		LOWEST POSITION	HIGHEST POSITION
① HIGH TO ULTRA HIGH	860201782	58.5 cm	68.5 cm
② MEDIUM TO HIGH	860201493	48.5 cm	58.5 cm
③ LOW TO MEDIUM	860201820	14.37 cm	43 cm

WINDSHIELDS		HEIGHT
④ ULTRA HIGH	860202124	27.70 cm
⑤ HIGH	860201495	58.5 cm
⑥ MEDIUM	860201258	43 cm
⑦ LOW	860201448 / 860202472	36 cm
⑧ ULTRA LOW	860201259	20 cm
⑨ CENTRAL DEFLECTOR	517305875	For REV Gen4 platform



REV GEN4

ADJUSTABLE WINDSHIELD
LOW TO MEDIUM

REV Gen4

860201820 • Smoke



- Quickly change your level of wind protection with the flip of a lever.
- Compatible with Glove Box Extension (860201249).
- Adjustable range of 14.37 cm to 43 cm.
- Windshield support included.

ADJUSTABLE WINDSHIELD
MEDIUM TO HIGH

REV Gen4 [except X-RS]

860201493 • Smoke



- Quickly change your level of wind protection with the flip of a lever.
- Compatible with Glove Box Extension (860201249).
- Adjustable range of 19" (48.5 cm) to 23" (58.5 cm).
- Side deflectors and windshield support not included.

- Not compatible with One-Piece Lightweight Hood.

ADJUSTABLE WINDSHIELD
HIGH TO ULTRA HIGH

REV Gen4 [except X-RS]

860201782 • Smoke



- Quickly change your level of wind protection with the flip of a lever.
- Compatible with Glove Box Extension (860201249).
- Adjustable range of 23" (58.5 cm) to 27" (68.5 cm).
- Side deflectors and windshield support not included.

- Not compatible with One-Piece Lightweight Hood.

ULTRA LOW WINDSHIELD



REV Gen4

860201259 • Smoke



- 20 cm in length.
- Sporty and aggressive look.
- Windshield support not included.

LOW WINDSHIELD



REV Gen4

860201448 • Smoke



- 36 cm in length.
- High quality, best durability.
- Includes low windshield support.

NEW LOW WINDSHIELD

REV Gen4

860202472 • Dark Smoke



- 36 cm in length.
- High quality, best durability.
- Includes low windshield support.

MEDIUM WINDSHIELD KIT



REV Gen4









860201258 • Smoke



- 43 cm in length.
- Offers a generous amount of protection with integrated style.
- Injection molded for clarity.
- Compatible with Windshield-Mount Mirrors (860201285).

- Complete kit includes windshield, side deflectors, windshield support & hardware.
- Not compatible with One-Piece Lightweight Hood.

REV GEN4

HIGH WINDSHIELD	●	REV Gen4 (except X-RS)	860201495 • Smoke	
		<ul style="list-style-type: none"> • 23" (58.5 cm) in length. • Side deflectors and windshield support not included. • Compatible with Windshield-Mount Mirrors (860201285). 	<ul style="list-style-type: none"> • Not compatible with One-Piece Lightweight Hood. 	
ULTRA HIGH WINDSHIELD	●	REV Gen4 (except X-RS)	860202124	
		<ul style="list-style-type: none"> • New shape. • 27.70 cm length. • Provides maximum wind protection. • Side deflectors and support not included. • Compatible with Windshield-Mount Mirrors (860201285). 	<ul style="list-style-type: none"> • Not compatible with One-Piece G4 Lightweight Hood (860202087). 	
WINDSHIELD SIDE DEFLECTOR KIT		REV Gen4 – For low and ultra low windshields	860201449 • Smoke	
		<ul style="list-style-type: none"> • Increases wind deflection for windshields. • Compatible with Adjustable Windshield – Low to Medium (860201820). 	<ul style="list-style-type: none"> • Not compatible with One piece G4 lightweight Hood (860202087). 	
NEW WINDSHIELD SIDE DEFLECTOR KIT		REV Gen4 – For low and ultra low windshields	860202473 • Dark Smoke	
		<ul style="list-style-type: none"> • Increases wind deflection for windshields. • Compatible with Adjustable Windshield – Low to Medium (860201820). 	<ul style="list-style-type: none"> • Not compatible with One-Piece G4 Lightweight Hood (860202087). 	
WINDSHIELD SIDE DEFLECTOR KIT		REV Gen4 – For medium and higher windshields	860201256 • Smoke	
		<ul style="list-style-type: none"> • Increased wind deflection for windshields. • Compatible with Windshield-Mount Mirrors (860201285). 		
SIDE PANEL DEFLECTOR KIT		REV Gen4 (Wide)	860201879 • Smoke	
		<ul style="list-style-type: none"> • Added wind protection. • Standard on the Grand Touring Limited. 		
WINDSHIELD SUPPORT		REV Gen4 – For ultra low and low windshields	517305749 • Black 517306380 • Manta Green	517306375 • Sunburst Yellow
				
WINDSHIELD SUPPORT		REV Gen4 – For ultra low and low windshields	517306183 • Black	517306456 • Sunburst Yellow
		<ul style="list-style-type: none"> • Not compatible with One-Piece G4 Lightweight Hood (860202087). 		

CENTRAL DEFLECTOR

REV Gen4

517305875 • Black
 517306432 • Sunburst Yellow
 517306433 • Manta Green
 517306473 • White Bright
 517306697 • Lava Red

517306764 • Orange Crush
 517307054 • Labrador Blue
 517307061 • Nordic Teal
 517307383 • Catalyst Grey



REV-XS & REV-XM

ULTRA LOW WINDSHIELD

REV-XM, XS

860200901 • Smoke



- 15 cm in length.

MEDIUM SPORT PERFORMANCE
FLARED WINDSHIELD

REV-XM, XS

860200696 • Smoke



- 31 cm in length.
- One piece with integrated deflectors.

MEDIUM INJECTED WINDSHIELD
AND SIDE DEFLECTOR KIT

REV-XM, XS

860200759 • Smoke



- 13.34 cm in length.
- Offers a generous amount of protection with integrated style.
- Medium side deflectors ready to receive Windshield Mirrors (860200694).
- Includes medium windshield support.

HIGH WINDSHIELD

REV-XM, XS

860200928 • Smoke



- 46 cm in length.
- Side deflectors and windshield support not included.

HIGH SPORT PERFORMANCE
FLARED WINDSHIELD

REV-XM, XS

860200602 • Smoke



- 41 cm in length.
- One piece with integrated deflectors.
- Redirects snow in deep powder conditions.

ULTRA HIGH WINDSHIELD

REV-XM, XS

860201185 • Clear



- 60 cm in length.
- Our largest sport windshield ever.
- One piece with integrated deflectors.
- Maximum wind protection, for extreme cold conditions.
- Ready to receive Windshield-Mount Mirrors (860200103).

REV-XS & REV-XM

EXTRA HIGH WINDSHIELD

REV-XM, XS

860201182 • Smoke



- 51 cm in length.
- Standard on 2016-2018 Grand Touring Sport.
- Side deflectors and windshield support not included.


WINDSHIELD SIDE DEFLECTOR KIT

REV-XM, XS – For low and ultra low windshields

860201012 • Smoke

REV-XM, XS – For medium and high windshields

860200912 • Smoke



- Increases wind deflection for windshields.
- Ready for Windshield Mirrors (860200694).

WINDSHIELD SIDE DEFLECTOR KIT

REV-XM, XS – For medium and higher windshields

860201221 • Smoke



- Adds lower body wind protection.
- Ready for Windshield Mirrors (860200694).
- Standard on 2016-2019 Grand Touring Sport.

WINDSHIELD BASE

REV-XM, XS – For ultra low, low and one-piece windshields

517305403 • Grey

517305948 • Lava Red

517305617 • Manta Green

517305952 • White

517305808 • Sunburst Yellow

860200937 • Black

REV-XM, XS – For medium and high windshields

860200944 • Black



- Colored plastic trim.
- Hardware not included.

REV-XP

ULTRA LOW FIXED WINDSHIELD

REV-XP

860200646 • Smoke with X graphic



- 15 cm in length.

LOW WINDSHIELD AND SIDE DEFLECTOR KIT

REV-XP

860200545 • Smoke



- 30 cm in length.
- Same complete kit as found on the 2011-2012 X package models.
- Retrofittable on earlier REV-XP snowmobile models.
- Includes low windshield, side deflector and base kit.

MEDIUM WINDSHIELD KIT

REV-XP


860200478 • Smoke



- Includes medium injected windshield, dark smoke side deflector kit and base kit.






SPORT PERFORMANCE FLARED WINDSHIELD	REV-XP	860200547 • Smoke	
	<ul style="list-style-type: none">• 17.5" (44.5 cm) in length.• One piece with integrated side deflectors.• Complete with base mounting kit.		
ULTRA HIGH WINDSHIELD	REV-XP	860200225 • Clear with fading	
	<ul style="list-style-type: none">• 58 cm in length. <p><i>Note: J-hooks need to be removed to install windshield.</i></p>		
WINDSHIELD SIDE DEFLECTOR KIT	REV-XP	860200084 • Dark Smoke	
	<ul style="list-style-type: none">• For medium and high windshields.• Increases wind deflection.		
WINDSHIELD BASE KIT	REV-XP	860200089 • Black	
	<ul style="list-style-type: none">• For ultra low and low windshields.• Plastic trim for windshields.		
WINDSHIELD BASE KIT	REV-XP	860200091 • Black	
	<ul style="list-style-type: none">• For medium, high and ultra high windshields.• Plastic trim for windshields.		
REV-XR & REV-XU			
SPORT PERFORMANCE FLARED WINDSHIELD	REV-XR, XU	860200438 • Smoke	
	<ul style="list-style-type: none">• 17.5" (44.5 cm) in length.• One piece with integrated side deflectors.• Top flare maximizes wind protection and redirects snow in deep powder conditions.• Complete with base mounting kit.		
SPORT PERFORMANCE FLARED WINDSHIELD	REV-XR, XU	860200453 • Smoke	
	<ul style="list-style-type: none">• 14" (35.6 cm) in length.• One piece with integrated side deflectors.• Top flare maximizes wind protection and redirects snow in deep powder conditions.• Complete with base mounting kit.		

REV-XR & REV-XU

EXTRA HIGH ONE-PIECE WINDSHIELD	REV-XR, XU	860201000 • Clear	
	<ul style="list-style-type: none"> • 58 cm in length. • One piece with integrated deflectors. • Maximum wind protection, for extreme cold conditions. • Ready to receive Windshield-Mount Mirrors (517305787). • No windshield base required. 		
ULTRA HIGH WINDSHIELD	REV-XR, XU, except MXZ and Renegade with J-hooks	860200227 • Clear with fading	
	<ul style="list-style-type: none"> • 27.70 cm in length. 		
WINDSHIELD SIDE DEFLECTOR KIT	REV-XR, XU	860200234 • Smoke* 860200235 • Smoke**	
	<ul style="list-style-type: none"> • Increased wind deflection for windshields. <p><i>*Fits medium and high windshields using base kit (860200229).</i> <i>**Fits extra high and ultra high windshields using base kit (860200230).</i></p>		
WINDSHIELD BASE KIT	REV-XR, XU	860200228 • Black	
	<ul style="list-style-type: none"> • For low windshields REV-XR, XU. • Black plastic trim. 		
WINDSHIELD BASE KIT	REV-XR, XU	860200229 • Black	
	<ul style="list-style-type: none"> • For medium and high windshields. • Black plastic trim. 		
WINDSHIELD BASE KIT	REV-XR, XU	860200230 • Black	
	<ul style="list-style-type: none"> • For extra high and ultra high windshields. • Black plastic trim. 		

HANDGUARDS & HANDLEBAR

HANDGUARDS

FLEXIBLE HANDGUARDS	REV Gen4, XS, XM, XP, XR, XU	860201561 • Black	
 <ul style="list-style-type: none"> • Designed to withstand roll-overs and tough boondocking conditions. • Feature smaller size deflector made of flexible material. • Mounts feature a flexible base. • Does not fit with medium to ultra high windshields. • Fits with Pivoting Mirror Kit for Handguards (860200893). 			
TRANSPARENT HANDGUARDS	REV Gen4, XS, XM, XP, XR, XU	860200789 • Clear	
 <ul style="list-style-type: none"> • Design delivers better protection and great style. • Comes with Black/Grey colored interchangeable caps. • Appropriate for trail riding. • Sold in pairs. • Does not fit with medium to ultra high windshields. 			
NEW TRANSPARENT HANDGUARDS	REV Gen4, XS, XM, XP, XR, XU	860202474 • Dark Smoke	
 <ul style="list-style-type: none"> • Design delivers better protection and great style. • Comes with Black/Grey colored interchangeable caps. • Appropriate for trail riding. • Sold in pairs. • Does not fit with medium to ultra high windshields. 			
HANDGUARD EXTENSION KIT	Vehicles with Transparent Handguards	860200781	
 <ul style="list-style-type: none"> • Semi-rigid, won't collapse at high speed. • Delivers additional hand protection from the elements. • Can be installed and removed in seconds. 			
HANDGUARD CAPS	Vehicles with Transparent Handguards or Flexible Handguards	860201344 • Sunburst Yellow / Black 860201345 • Race Orange / Black 860201346 • Black / Grey 860201347 • White / Black	860201648 • Lava Grey 860201457 • Orange Crush / Black 860201649 • Manta Green / Black 860202098 • Octane Blue / Black
 <ul style="list-style-type: none"> • Colored caps let you customize your look. • Sold in pairs. 			

HANDLEBAR ACCESSORIES

DEEP SNOW LOW GRAB HANDLE	REV Gen4	860201975	
	<ul style="list-style-type: none"> Provides more freedom of movement in active riding. Standard on 2020 Summit X with Expert package and 2021 Summit and Freeride models. 	<ul style="list-style-type: none"> Not compatible with Handlebar Bag (860201565). 	
GRAB HANDLE	REV Gen4	860202035	
	<ul style="list-style-type: none"> Molded rubber grab handle used for side-hilling maneuvers. 	<ul style="list-style-type: none"> Not compatible with Handlebar Bag (860201565). 	
PERFORMANCE SMALL DIAMETER HANDLEBAR	REV Gen4	860201974	
	<ul style="list-style-type: none"> Narrow design used for more agile precise maneuvers found in mountain applications or in trail applications, ideal for smaller hand grip. Smaller diameter provides a lighter, easier grip. 20 mm [0.79 in] grip, 22 mm [0.87 in] clamber diameter at riser. 	<ul style="list-style-type: none"> Less hand fatigue. Grips included. 	
HANDLEBAR PAD	REV Gen4 – Vehicles without grab handle	860201581	
			
HANDLEBAR MUFFS	Does not fit vehicles with large handlebar pad Fits with all handguards 2015 and up	860201144	
	<ul style="list-style-type: none"> Ultra warm handlebar muffs with fleece liner. Designed for extreme cold conditions. Easy to remove in warmer weather. Can be used on handlebars with or without handguards and mirrors. 	<ul style="list-style-type: none"> Inner skeleton allows muffs to keep their shape and gives more space for hand movement. Transparent section allows visibility and easy manipulation of control switches. 	Note: Never use handlebar muffs with finger throttle lever.
BRAKE RESERVOIR GUARD	REV Gen4 Summit & Freeride	860201936	
	<ul style="list-style-type: none"> Increases impact protection for the brake reservoir. Window to see fluid level. Cast aluminum construction. Detailed technical finish. 		
DEEP SNOW PERFORMANCE GRIPS	Fits with Performance Small Diameter Handlebar	860202096	
	<ul style="list-style-type: none"> Aggressive pattern for extra grip. 20 mm [0.79 in] inner diameter grip. 		
TRAIL PERFORMANCE GRIPS	REV Gen4 (except Summit & Freeride 2021, Summit X with Expert Package 2020), XM, XS, XU	860201802	
	<ul style="list-style-type: none"> Aggressive pattern for extra grip. 22 mm [0.87 in] inner diameter grip. 	<ul style="list-style-type: none"> Doesn't fit on Performance Small Diameter Handlebar (860201974). 	

MIRRORS

PIVOTING MIRROR KIT FOR HANDGUARDS

Vehicles with Transparent Handguards or Flexible Handguards

860200893



- Perfectly integrated design and style.
- Mirrors fold away when not in use for easy storage or when covering vehicle.
- Sold in pairs.

WINDSHIELD-MOUNT MIRRORS

REV Gen4 with medium and higher windshields

860201285



- Mirror shape creates well integrated look.
- Mounts on medium and higher windshield side deflectors and can be adjusted for 1-up or 2-up riding.
- Mirrors can fold away when not in use for easy storage or when covering vehicle.

WINDSHIELD-MOUNT MIRRORS

REV-XU, XR (with extra high one-piece windshield)

517305787



- 3" (7.6 cm) round reflector with adjustable angle.

MIRROR KIT

REV-XM, XS, XP, XR, XU (with medium and higher windshield side deflectors)

860200694



- Windshield extension mount design.
- Sold in pairs.

MIRROR KIT

REV-XM, XS (except 1200)

860200607



- Side panels mount design.
- Sold in pairs.
- Premarked side panels make installation easier.

MIRROR KIT

REV-XP, XR, XU Tundra

860200693



- Side panels body mount design.
- Sold in pairs.

MIRROR KIT








REV-XS, XM (with ultra high windshield)

860200103



- Windshield mount design.
- Sold in pairs.

LED LIGHTS

AUXILIARY LED LIGHT	REV-XM, XS [except Expedition Sport]	860201235	
	<ul style="list-style-type: none"> • 10 LED lamps provide more than 2,100 additional lumens in an intense, super-wide foglight-type pattern. • Three-position OFF-ON-HI switch gives you the option of riding with these lights off, always on or only when switching to your high beams. 	<ul style="list-style-type: none"> • Say goodbye to sacrificing close range lighting when switching to high beams. • Easily installs below stock headlight with a simple plug-and-play hook-up. 	
AUXILIARY LED LIGHT	REV Gen4 (Wide) REV Gen4 (Narrow)	860201650* 860201818	
	<ul style="list-style-type: none"> • 8 LEDs provide more than 2,500 additional lumens for an intense super-wide foglight-type pattern. • Say goodbye to sacrificing close range lighting when switching to high beams. • Easily installs on hood with a simple plug-and-play hook-up. 	<ul style="list-style-type: none"> • Dynamic scoop design integrates perfectly with REV Gen4 platform. • Not compatible with One-Piece Lightweight Hood. 	<i>*Auxiliary light bracket kit [860202315] required for installation on 2-stroke models with air radiator.</i>
HIGH BEAM AUXILIARY LED LIGHTS	REV Gen4	860201651	
	<ul style="list-style-type: none"> • Increases considerably the stock high beam output. • Light covers more distance for great night visibility. • Works with existing Auxiliary LED Lights [860201818, 860201650]. 	<ul style="list-style-type: none"> • Not compatible with One-Piece Lightweight Hood. 	
SIGNATURE LED LIGHTS FOR HANDGUARDS	REV-XM, XS with Transparent or Flexible Handguards REV Gen4 with Transparent or Flexible Handguards	860200981* 860201587	
	<ul style="list-style-type: none"> • Delivers a unique look at night. • Replaces stock handguard cap with LED light. • Includes wiring harness. • Sold in pairs. 	<ul style="list-style-type: none"> • *Can be installed on REV-XP, XR, XU with Adaptor for Signature LED Light for Handguards [860201114]. 	
ADAPTOR FOR SIGNATURE LED LIGHT FOR HANDGUARDS	REV-XP, XR, XU [except fan-cooled engines]	860201114	
			
FRONT BUMPER LED WORKING LIGHTS	REV Gen4 (Wide) except Tundra & Skandic	860201771	
	<ul style="list-style-type: none"> • Adjustable work lights. • Perfect for low light tasks. • Point the light where you need it. • Used with Full Wrap-Around Bumpers [860201676, 860201822, 860202027]. • Sold in pairs with toggle switch. 	<ul style="list-style-type: none"> • Not compatible with Full Wrap-Around Front Bumpers [860201982, 860201983, 860201984]. 	
LinQ WORKING LIGHT	REV Gen4	860201849	
	<ul style="list-style-type: none"> • Convenient LinQ mount with swivel allows you to adjust as needed. • Ultra bright 1,000 lumens output. • Works when at idle. • Requires 12V outlet [860201888] for REV Gen4 (Wide) 20" & 24" and 12V outlet [860202069] for REV Gen4 (Narrow) 16". 		

ADJUSTABLE RISERS & EXTENSION KITS

// ADJUSTABLE RISERS

- Instantly modify your handlebar height to adapt to changing riding conditions.
- Utilize the lower position for trail/sit-down riding; extend to maximum height in seconds for stand-up riding.
- No tools required to make the adjustment, just flip the lever.
- Patent pending US20150360713A1.



// EXTENSION KIT

- Handlebar extension kit to fit all riding styles.

		ADJUSTABLE RISERS			
		860201834	860201549	860201276	
		[125-165]	[150-210]	[175-235]	
REV GEN4 MODELS	Adjustment range (mm) >				
SUMMIT	(X and SP) with 165 mm riser (2018 and up)	YES**	YES		
	(X and SP) with 190 mm riser (2017)	YES**	YES	YES	
	(X package EXPERT) with 120 mm riser	YES			
FREERIDE	137-146" with 145 mm riser (2020 and prior)	YES**	YES		
	146-154-165" with 165 mm riser	YES**	YES		
EXPEDITION	(SE) with 120 mm Forward Adjustable riser	YES			
	(Sport, LE, Xtreme, SWT) with 145 mm riser	YES**	YES		
SKANDIC	(WT, SWT and Sport) with 145 mm riser	YES**	YES		
TUNDRA	(LT and Sport) with 145 mm riser	YES**	YES		
BACKCOUNTRY	(Backcountry, X, X-RS, Sport) 146" with 120 mm riser	YES*			
RENEGADE	(Adrenaline, Enduro and Sport) 137" with 120 mm riser	YES*			
	(X and X-RS) 137" with 120 mm Forward Adjustable riser	YES*			
MXZ	(TNT, Blizzard and Sport) with 120 mm riser	YES*			
	(X and X-RS) with 120 mm Forward Adjustable riser	YES*			
GRAND TOURING	(Sport) with 120 mm riser	YES			
	(LE) with 120 mm Forward Adjustable riser	YES			

ADJUSTABLE RISER FOR STRAIGHT HANDLEBAR (REV-XS, XM, XP)	MXZ and Renegade with 4.5" (115 mm) or 5.1" (130 mm) stock riser 2013 and up ¹	860201116 • Black / Aluminum	
	Backcountry (2011 and up) with 6.3" (160 mm) riser block ^{††}	860200634 • Black / Aluminum	
	Summit SP, REV-XU Skandic—vehicles with 8" (205 mm) riser block ^{†††}	860200972 • Black / Aluminum	




- ¹Adjustable length: 4.7" to 6.3" (120 mm to 160 mm) high.
- [†]Requires steering pad (506152541) for MXZ, Renegade X-RS and Grand Touring XS
- ^{††}Adjustable length: 5.1" to 8" (130 mm to 205 mm) high.
- ^{†††}Adjustable length: 7.3" to 9.8" (185 mm to 250 mm) high.

ADJUSTABLE RISER FOR TAPERED HANDLEBAR (REV-XS, XM, XP) (Not illustrated)	Summit X, Freeride, Expedition XU—vehicles with 5.1" (130 mm) riser block	860200973 • Black / Aluminum	
	<ul style="list-style-type: none"> • Works with all stock cables and wiring. • For REV-XP platform; requires Steering Pad (506152717) (not included). 	<ul style="list-style-type: none"> • Adjustable length: 4.5" to 6.9" (115 mm to 175 mm) high. • Brake line (507032535) required for Freeride 2011 only. To be ordered separately. 	



EXTENSION KITS							FORWARD ADJUSTABLE RISER		
	860201944	860201427	860201718	860201632	860201428	860201560	860201392	860201836	860201320
	[95]	[120]	[145]	[165]	[190]	[210]	[235]	[45] [extension]	[120] [riser]
	YES**	YES**	YES	STOCK	YES	YES			
	YES**	YES**		YES	STOCK	YES	YES		
	YES	STOCK	YES	YES					
	YES**	YES**	STOCK	YES	YES	YES			
	YES**	YES**	YES	STOCK	YES	YES			
	YES	YES	YES	YES				YES	STOCK
	YES**	YES**	STOCK	YES	YES	YES		YES***	YES
	YES**	YES**	STOCK	YES	YES	YES		YES***	YES
	YES	STOCK	YES*	YES*				YES*/***	YES
	YES	STOCK	YES*	YES*				YES*/***	YES
	YES	YES	YES*	YES*				YES*	STOCK
	YES	STOCK	YES*	YES*				YES*/***	YES
	YES	YES	YES*	YES*				YES*	STOCK
	YES	STOCK	YES	YES				YES***	YES
	YES	YES	YES	YES				YES	STOCK

EXTENSION KIT FOR STRAIGHT HANDLEBAR



REV-XS (except Grand Touring and Expedition), XR, XP, XU Tundra

REV-XS Renegade Backcountry (2011 and up) with 6.3" (160 mm) riser block

REV-XM Summit SP, REV-XU Skandic and Tundra—vehicles with 8" (205 mm) riser block

860200820 • 6.3" (160 mm)







860200821 • 8" (205 mm)

860200822 • 9.8" (250 mm)

- Handlebar extension kit to fit all riding styles.
- Works with all stock wiring and cables.

BUMPERS, HITCHES & WINCHES

BUMPERS

ADVENTURE FRONT BUMPER	REV Gen4 (Narrow)	860201511 • Black / White 860201474 • White / Black 860201599 • Green / Black 860201681 • Black / Black	860201898 • Lava Red / Black 860201897 • Octane Blue / Black 860202135 • Yellow / Black	
	<ul style="list-style-type: none"> • Made of stacked lightweight aluminum plates. • Makes a visual impact and provides added protection. 			
FRONT BUMPER 	REV Gen4 (Narrow)	860201445 • White 502007460 • Black		<ul style="list-style-type: none"> • Easy-install bumper changes the appearance of your sled in minutes.
XC CAST FRONT BUMPER 	REV Gen4 (Narrow)	860201228		<ul style="list-style-type: none"> • Add extra protection and attitude with this bumper. • Perfect integration with or without a skid plate. • Lightweight cast aluminum heat-treated construction.
FRONT BUMPER 	REV-XM, XS	860201174 • Race Orange 860201175 • Sunburst Yellow 860201168 • Orange Crush	860201167 • Black 860201172 • Fusion Red 860201173 • Manta Green	<ul style="list-style-type: none"> • Easy-install bumper changes the appearance of your sled in minutes.
XC FRONT BUMPER 	REV-XM, XS	860201318 • Black	860201099 • Aluminum	<ul style="list-style-type: none"> • The ultimate front protection for your sled, providing additional front and lateral protection. • Large center grab area for additional leverage. • Heavy-duty performance with lightweight aluminum construction.
FULL WRAP-AROUND FRONT BUMPER 	REV Gen4 (Wide) 24" Skandic REV Gen4 (Wide) 16" Tundra REV Gen4 (Wide) 20" Skandic		860201984 860201982* 860201983**	<ul style="list-style-type: none"> • Modular full wrap-around front bumper system. • Tubular steel construction for strength on mid section. • Protects side panels while still allowing access to them.

*Heavy-Duty Front Bumper (860202198) required for installation.

**Requires Heavy-Duty Front Bumper (860202198) for Skandic Sport.

BUMPERS

NEW SIDE PANEL PROTECTORS

REV Gen4 (Wide) Tundra, 20" Skandic

860202199

- Use with Full Wrap-Around Front Bumper (860201982 or 860201983).
- Strong steel construction.
- Protects side panels and hood.

- Both swing out-of-the-way for easy access.
- Clean, rugged look.

FULL WRAP-AROUND FRONT BUMPER

REV Gen4 (Wide) 24" Expedition

REV Gen4 (Wide) 20" Expedition

REV Gen4 (Wide) 16"

860202027*

860201822

860201676**

- Modular full wrap-around front bumper system.
- Lightweight tubular steel construction for strength on mid section.
- Protects front and side panels while still allowing access to them.

- Requires Lightweight Y-Shaped Aluminum Bumper (860201881) and Heavy-Duty Front Bumper (860201819) for installation.

*Not compatible with Side Panel Protectors (860201677).

**Not compatible with Driver Footrest (860201932, 860201933, 860201934).

SIDE PANEL PROTECTORS

REV Gen4 (Wide) 16", REV Gen4 Expedition 20"

860201677

- Attaches to Full Wrap-Around Front Bumper (860201822 or 860201676).
- Lightweight aluminum construction.
- Provides protection to side panels and hood.
- Swings out-of-the-way for easy access.
- Rugged look.

LIGHTWEIGHT Y-SHAPED ALUMINUM BUMPER

REV Gen4 (Wide) (except Skandic and Tundra)

860201881

- Aluminum construction.
- Offers great protection from frontal impacts of rocks, trees and other debris.
- Required for the installation of Full Wrap-Around Front Bumpers (860201822, 860201676 and 860202027).

HEAVY-DUTY FRONT BUMPER

REV Gen4 (Wide) (except Skandic and Tundra)

REV Gen4 (Wide) Tundra and Skandic

860201819

860202198

- Reinforced lightweight aluminum construction.
- Required for the installation of Full Wrap-Around Front Bumpers (860201676, 860201822 & 860202027).
- Standard on REV Gen4 (Wide) Renegade Enduro, Expedition LE and Expedition SE.

1 1/4" TRAILMAKER FRONT BUMPER RECEIVER

REV Gen4 (Wide) 20" & 24" (except Skandic)

860201825

- Receiver for use with Full Wrap-Around Front Bumper (860201822 & 860202027).
- Allows use of 1 1/4" draw bar on front of sled.

HEAVY-DUTY FRONT BUMPER WITH 2" RECEIVER

REV-XU Skandic

860200987









- Increases front protection.
- Integrated 2" Multi-Mount Receiver.
- Works with 2" Multi-Mount Drawbar (860201117) and Multi-Mount Winch (860200992).
- Note: Not compatible with Prefilter Grille Kit (860201152).

EXTRA FRONT BUMPER

REV-XU Expedition







860200350

- Heavy-duty front bumper.

FULL WRAP-AROUND FRONT BUMPER	REV-XU Tundra	860200572	
	<ul style="list-style-type: none">• Full 1.25" [3.8 cm] diameter heavy-duty steel wrap-around model.• Delivers added protection to front of sled and side panels.• Attaches to existing bumper and footrests.		
EXTRA FRONT BUMPER	REV-XU Skandic	860200561	
	<ul style="list-style-type: none">• Heavy-duty front bumper.		
ADVENTURE REAR BUMPER 16"	REV Gen4 – 129"	860201507 • White / Black* 860201598 • Green / Black* 860202352 • Black / Lava Red 860202317 • Black / Black	
	<ul style="list-style-type: none">• Matches the Adventure front bumper.• Stunning style and construction.• Made of lightweight stacked aluminum plates.		
ADVENTURE REAR BUMPER 16"	REV Gen4 137" [except Renegade Enduro and Renegade Sport]	860201478 • White / Black* 860201597 • Green / Black*	
	<ul style="list-style-type: none">• Matches the Adventure front bumper.• Stunning style and construction.• Made of lightweight stacked aluminum plates.• Doesn't fit REV Gen4 146" short tunnel		
ADVENTURE REAR BUMPER 16"	REV Gen4 137" regular tunnel & 146" short tunnel	860202149 • Black / Black 860202137 • Yellow / Black	
	<ul style="list-style-type: none">• Matches the Adventure front bumper.• Stunning style and construction.• Made of lightweight stacked aluminum plates.		
ADVENTURE REAR BUMPER 16"	REV Gen4 146" & 154" with short tunnel	860202150 • Black / Black	860202157 • Black / Lava Red 860202156 • Octane Blue / Black
	<ul style="list-style-type: none">• Matches the Adventure front bumper.• Stunning style and construction.• Made of lightweight stacked aluminum plates.		
ADVENTURE REAR BUMPER 16"	REV Gen4 154" & 165" with short tunnel	860202151 • Black / Black	860202159 • Black / Lava Red 860202158 • Octane Blue / Black
	<ul style="list-style-type: none">• Matches the Adventure front bumper.• Stunning style and construction.• Made of lightweight stacked aluminum plates.		
ADVENTURE REAR BUMPER 16"	REV Gen4 165" & 175" with short tunnel	860202152 • Black / Black	860202161 • Black / Lava Red 860202160 • Octane Blue / Black
	<ul style="list-style-type: none">• Matches the Adventure front bumper.• Stunning style and construction.• Made of lightweight stacked aluminum plates.		

*While supplies last.

BUMPERS

ADVENTURE REAR BUMPER 16"	REV Gen4 (Narrow) 175"	860202153 • Black / Black	
	<ul style="list-style-type: none">• Matches the Adventure front bumper.• Stunning style and construction.• Made of lightweight stacked aluminum plates.• Does not fit with Summit X with Expert package and LinQ Snowboard/Ski Rack.		
HEAVY-DUTY REAR BUMPER	REV Gen4 16"-146"	860201610 • Black	
	REV Gen4 16"-154"	860201726 • Black	
	REV Gen4 16"-165"	860201727 • Black	
	REV Gen4 16"-175"	860201467 • Black	
	<ul style="list-style-type: none">• Premium finish heavy-duty aluminum bumper for REV Gen4 platform.• Does not detract from deep snow performance.• Required for LinQ Snowboard/Ski Rack (860201255).• Cannot be used on vehicles with short tunnel.		
REAR BUMPER	REV Gen4 (Narrow) 129"	518328745 • Black	518329151 • White
	REV Gen4 (Narrow) 137"	518328746 • Black	518329479 • White
	REV Gen4 (Narrow) 146"	518329553 • Black	
	REV Gen4 (Narrow) 154"	518328501 • Black	518329152 • White
	REV Gen4 (Narrow) 165"	518328697 • Black	518329153 • White
	REV Gen4 (Narrow) 175"	518328834 • Black	
	REV Gen4 (Wide) – Tundra 137"	518330033 • Black	
	<ul style="list-style-type: none">• Easy-install bumper changes the appearance of your sled in minutes.• Cannot be used on vehicles with short tunnel.		
REAR BUMPER	REV-XP, XR, XS (120" & 137")	518325481 • Black	
		518328678 • Sunburst Yellow	
	<ul style="list-style-type: none">• Easy-install bumper changes the appearance of your sled in minutes.		
XU HEAVY-DUTY REAR BUMPER	XU Skandic SWT, XU Expedition SWT	860201106 • Aluminum	
	XU Skandic WT, Expedition SE, LE, Xtreme 2019 and prior	860200991 • Aluminum	
	<ul style="list-style-type: none">• Ready to accept 2" Receiver (860201062).• Essential for modular towing options.• Provides complete rear protection.• Works hard during intense use.• Features convenient hand-gripping area.		
HITCH REAR BUMPER	REV Gen4 16"-129"	860201433 • Black	
	REV Gen4 16"-137"	860201471 • Black	
	REV Gen4 16"-146"	860201612 • Black	
	REV Gen4 16"-154"	860201250 • Black	
	REV Gen4 16"-165"	860201424 • Black	
	REV Gen4 16"-175"	860201472 • Black	
	<ul style="list-style-type: none">• Required for hitch use.• Easy attachment with no cutting or drilling.• Can be used with the LinQ Snowboard/Ski Rack (860202191).• Does not fit with vehicles with short tunnel		

NEW HITCH REAR BUMPER FOR SHORT TUNNEL

REV Gen4 short tunnel Summit & Freeride 146"	860202213
REV Gen4 short tunnel Summit & Freeride 154"	860202214
REV Gen4 short tunnel Summit & Freeride 165"	860202215
REV Gen4 short tunnel Summit 175"	860202216

- Required for hitch use and towing.
- Easy mounting with no cutting.
- Also reinforces the tunnel.
- Can be used with the LinQ Snowboard/Ski Rack [860202191].

HITCH REAR BUMPER

REV-XP, XM – 146"	860200953 • Black
REV-XP, XM – 154"	860200954 • Black
REV-XP, XM – 163"	860200955 • Black
REV-XP, XM – 174"	860201135 • Black

- Heavy-duty aluminum bumper for hitch applications.
- Easy attachment with no cutting or drilling.
- Doesn't fit Grand Touring SE, LE.

HITCH REAR BUMPER

REV-XS, XR, XP – 120" & 137"	860200952 • Black
REV-XS MXZ – 129"	860201306 • Black
REV-XS Renegade X-RS, XM Freeride, XU Tundra – 137"	860201307 • Black
REV-XS, XP, XR, XU Tundra – 120" & 137"	860200803 • Black*

- Heavy-duty aluminum bumper for hitch applications.
- Easy attachment with no cutting or drilling.
- Doesn't fit Grand Touring SE, LE.

**Does not fit on 137" Freeride.*

HEAVY-DUTY HITCH REAR BUMPER

REV Gen4 [Wide] 24"	860201942
REV Gen4 [Wide] 20"	860201795

- Essential for modular towing options.
- Provides complete rear protection.
- Features convenient hand-gripping area.
- Adds towing capacity of 136 kg, up to 1,680 kg total.
- 1 1/4" hitch receiver included.

HITCHES**C-TYPE HITCH**

REV Gen4 16", XP, XR, XS, XM, XU Tundra	860201381
---	------------------

- Heavy-duty C-type hitch works in conjunction with hitch rear bumper.

TONGUE TYPE HITCH

REV Gen4 16", XP, XR, XS, XM, XU Tundra	860200902
---	------------------

- Heavy-duty tongue type hitch works in conjunction with hitch rear bumper.

HEAVY-DUTY TONGUE HITCH

REV Gen4 [Wide] 20" & 24"	860201023 • Grey
---------------------------	-------------------------

- Cast stainless steel construction.
- Mounting pattern for Heavy-Duty Hitch Rear Bumpers and Multi-Mount Drawbars.
- Fits on Heavy-Duty Rear Bumper 20" & 24" [860201795, 860201942]
- Fits on Multi-Mount Drawbar [860201804, 860201117]

HITCH TONGUE

511000521



- Easily transforms the C-Type Hitch (860200829) into a tongue-type hitch.

1 1/4" TRAILER HITCH

REV Gen4 Expedition Xtreme & Skandic Sport

860202062



- Allowing quick switching of towing hook-ups or winch use.
- Stock on REV Gen4 Expedition LE, SE.

1 1/4" MULTI-MOUNT DRAWBAR

Fits on 1 1/4" Trailer Hitch (860202062) and Front Receiver (860201991, 860201825)

860201804



- Allows quick installation and removal of different towing platforms.
- Use with tongue or J-Hook style hitches as needed.

2" MULTI-MOUNT DRAWBAR

Fits on XU with Rear 2" Receiver (860201062) or Heavy-Duty Front Bumper (860200987)

860201117



- Allows quick installation and removal of different towing platforms.
- Compatible with J-Hitch (860201142) and Heavy-Duty Tongue Hitch (860201023).

FRONT & REAR HITCH DRAWBAR

Fits on XU Rear 2" Receiver (860201062) or Heavy-Duty Front Bumper (860200987)

715000972



- Fits 2" receiver hitch.
- Hitch ball not included.

J-HITCH

REV Gen4 20" & 24"

860202258



- Fits on Heavy-Duty Rear Bumper 20" & 24" (860201795, 860201942)
- Fits on Multi-Mount Drawbar (860201804, 860201117)"
- Spring-loaded latch system for quick, secure hook-up.

2" RECEIVER FOR HEAVY-DUTY REAR BUMPER

Fits on XU Heavy-Duty Rear Bumpers WT (860200991) or SWT (860201106)

860201062



- Easy installation.
- Standard 2" size for wide compatibility.
- Allows quick switching of towing hook-ups or winch use.
- Does not fit with stock tongue hitch 2016-2018.

ACCESSORIES

HAWSE GUIDE

860201143



- Replaces Roller Fairlead for longer cable life.
- For use with synthetic cable only.
- Replaces Roller Fairlead when Synthetic Cable (715000539) is installed.

PROTECTION & REINFORCEMENT

REV GEN4

FULL BODY SKID PLATE

REV Gen4 (Narrow)

860201583 • Octane Blue
860201618 • Manta Green
860201227 • Black
860201441 • Sunburst Yellow

860201442 • Orange Crush
860201443 • White
860201809 • Lava Red



- Injection molded process provides better definition, a perfect fit and easier installation.
- For assertive riders who demand the utmost protection.
- Smooth bottom surface to reduce drag.

- 4 mm thick, high impact resistance polypropylene for durability.
- Attachment kit included.
- Chassis is premarked for easy installation.

FULL BODY SKID PLATE

REV Gen4 (Wide) 16" Tundra
REV Gen4 (Wide) 20" Skandic WT and Sport
REV Gen4 (Wide) 24" Skandic SWT

860202044 • Black
860202045 • Black
860202046 • Black



- 3-part kit includes main center section and easily removable extensions under running boards that protect brake and chaincase.
- Made of high molecular weight polyethylene.
- Provides maximum underbelly protection.

FULL BODY SKID PLATE

REV Gen4 (Wide) 16" & 20"

NEW 860202391 • Sunburst Yellow
860201847 • Lava Red
860201848 • Manta Green

860201653 • Black
860201810 • White



- Injection molded process provides smooth surface, better definition, a perfect fit and easier installation.
- For assertive riders who demand the utmost protection.
- Smooth bottom surface to reduce drag.
- 4 mm thick, high impact resistance polypropylene for durability.

- Extra wide, covers vital primary clutch, chaincase and front heat exchanger components to provide maximum underbelly protection.
- Attachment kit included.
- Chassis is premarked for easy installation.
- Except Expedition SWT, Skandic and Tundra

FULL BODY SKID PLATE

REV Gen4 (Wide) 24" Expedition SWT and Skandic SWT

860202043 • Black



- 3-part kit includes main center section and easily removable extensions under running boards that protect brake and chaincase.
- Made of high molecular weight polyethylene.
- Provides maximum underbelly protection.

EXTREME SKID PLATE

REV Gen4 (Narrow)

NEW 860202392 • Orange Crush
860202178 • Lava Red

860201738 • Black
860202177 • Octane Blue



- Injection molded process provides smooth surface, better definition, a perfect fit and easier installation.
- For assertive riders who demand the utmost protection.
- Smooth bottom surface to reduce drag.

- 4 mm thick, high impact resistance polypropylene for durability.
- Attachment kit included.
- Chassis is premarked for easy installation.

REV GEN4

RACING SKID PLATE



REV Gen4 (Narrow)

860201579 • Black

- Injection molded process provides smooth surface, better definition, a perfect fit and easier installation.
- For assertive riders who demand the utmost protection.
- Smooth bottom surface to reduce drag.

- 4 mm thick, high impact resistance polypropylene for durability.
- Attachment kit included.
- Chassis is premarked for easy installation.

TUNNEL RADIATOR PROTECTOR



REV Gen4 16"-137" [except short tunnel]

860201830

REV Gen4 16"-146" [except short tunnel]

860201831

REV Gen4 16"-154" [except short tunnel]

860201832

REV Gen4 16"-165" [except short tunnel]

860201833

- Great protection for the tunnel.
- Keeps your tunnel free of scratches to maintain tunnel aesthetics.
- Does not fit with LinQ Snowboard/Ski Rack (860201255).
- Stock on REV Gen4 (Wide) 16" platform.

REV-XM & REV-XS

EXTREME SKID PLATE



REV-XM, XS

860201145 • Manta Green
 860201146 • Sunburst Yellow
 860200606 • Black
 860200741 • Yellow

860200742 • Orange Crush
 860201032 • Lava Red
 860201033 • White

- Injection molded process provides better definition, a perfect fit and easier installation.
- For assertive riders who demand the utmost protection.
- Smooth bottom surface to reduce drag.
- 4 mm thick, high impact resistance polypropylene for durability.

- Attachment kit included.
- Chassis is premarked for easy installation.
- Includes marking for 4-stroke oil change cut-out.

FULL BODY SKID PLATE



REV-XM, XS

860200605 • Black
 860200739 • Yellow
 860200740 • Orange Crush

860201034 • Lava Red
 860201035 • White
 860201147 • Manta Green
 860201148 • Sunburst Yellow

- Wide shape for full protection and maximum flotation.
- Injection molded process provides better definition, a perfect fit and easier installation.
- For assertive riders who demand the utmost protection.
- Smooth bottom surface to reduce drag.
- 4 mm thick, high impact resistance polypropylene for durability.

- Extra wide, covers vital primary clutch, chaincase and front heat exchanger components to provide maximum underbelly protection.
- Attachment kit included.
- Chassis is premarked for easy installation.
- Includes marking for 4-stroke oil change cut-out.

EXTREME & FULL BODY SKID PLATES

FULL BODY SKID PLATE



REV-XU Expedition SE, Xtreme, LE (2009-2019)

860200549 • Black

860200552 • White

- Provides additional underbelly protection in off-trail conditions.
- Made of high molecular weight polyethylene.
- Helps glide on snow and prevents snow from sticking to the frame.

- Works with A-arm protectors.
- Standard on REV-XU Expedition SE (2009-2019).

REAR SKID PLATE






REV-XU Expedition





860201361

- Extra underbelly protection.
- Protects components such as brakes and gearbox from impacts.
- High molecular weight polyethylene.

- Can be combined with Full Body Skid Plate (860200549) for maximum protection.
- REV-XU Expedition SWT not compatible with Rear Rack Extension (860200700).

FULL BODY SKID PLATE	REV-XP	860200287	
	<ul style="list-style-type: none"> • High molecular weight polyethylene embossed with Ski-Doo logo. • For assertive riders who demand the utmost protection. • Attachment kit included. • Chassis is premarked for easy installation. 		
FULL BODY SKID PLATE	REV-XU WT 2016 and up	860201342	
	REV-XU SWT 2016 and up	860201343	
	REV-XU WT 2015 and prior	860200544	
	REV-XU Tundra	860200428	
	<ul style="list-style-type: none"> • High molecular weight polyethylene. • Provides maximum underbelly protection in off-trail conditions. • Helps glide on snow and prevents snow from sticking to the frame. 		
FRAME UNDERBELLY BRACE KIT / S-MODULE REINFORCEMENT KIT	REV-XM, XS, XP, XR, XU Expedition	860200905	
	<ul style="list-style-type: none"> • S module reinforcement, standard on 600 RS racing sled. • Compatible with Ski-Doo skid plates. 		
SKID PLATE FASTENER KIT <i>(Not illustrated)</i>	REV-XP, XR, XS, XM	860200808	
<ul style="list-style-type: none"> • Made to fit and hold your skid plate securely in place. 			

REINFORCEMENT

TUNNEL REINFORCEMENT	REV Gen4 Summit X with Expert package, Summit X & Freeride 154"-165" with tMotion Adjustable Limiter Strap [860201861]	860201995	
	<ul style="list-style-type: none"> • Additional strength and traction along the running board. • Machined aluminum extrusions. • Colors to add some style. • Provides more support and boot traction for aggressive riders. 		
TUNNEL REINFORCEMENT	REV Gen4 MXZ & Renegade [except Renegade Backcountry, Backcountry X & X-RS and MXZ X-RS]	860201584 • White 860201465 • Black 860201585 • Manta Green	
	<ul style="list-style-type: none"> • Additional strength and traction along the running board. • Machined aluminum extrusions. • Colors to add some style. • Provides more support and boot traction for aggressive riders. 		
TUNNEL REINFORCEMENT	REV Gen4 Summit SP, Backcountry, Backcountry X	860201636 • Black 860201730 • Octane Blue	
	<ul style="list-style-type: none"> • Additional strength and traction along the running board. • Machined aluminum extrusions. • Colors to add some style. • Provides more support and boot traction for aggressive riders. 		
TUNNEL REINFORCEMENT	REV Gen4 Summit X [except with Expert package], Freeride 154"-165"	860201638 • Black 860201783 • Lava Red 860201734 • Octane Blue	
	<ul style="list-style-type: none"> • Additional strength and traction along the running board. • Machined aluminum extrusions. • Colors to add some style. • Provides more support and boot traction for aggressive riders. 		

REINFORCEMENT

CHASSIS REINFORCEMENT KIT



REV-XS

860200521 • Viper Red
 860200813 • Aluminum
 860200814 • Black
 860200815 • Yellow
 860200816 • White

860201030 • Lava Red
 860201031 • Orange Crush
 860201150 • Fusion Red
 860201151 • Sunburst Yellow

- Provides additional reinforcement to your tunnel along with improved grip.
- Easy installation.

- Except Renegade Backcountry & Backcountry X, XP, XR, XU Tundra (except 2015 and up)

RAIL REINFORCEMENT



REV Gen4 146" to 165" with tMotion and cMotion rear suspensions

860201005

- Increases rail strength and longevity.

RAIL REINFORCEMENT



REV Gen4, XM, XP 146" and up with tMotion and cMotion rear suspensions

860201464

- Lightweight cast aluminum construction.
- Increases rail strength and longevity.
- Can replace stock stiffner on Freeride.

TOE-HOLDS, FOOTRESTS & KNEE PADS

TOE-HOLDS

REWIND COVER



REV Gen4 (Narrow) Summit, Backcountry, Freeride

860201463

- Covers rewind handle to let your knees slide smoothly.
- Allows installation of Knee Pads [860201917].

ADJUSTABLE TOE-HOLDS



REV Gen4 16" Summit, Freeride, Backcountry and Expedition 16"

860201765

- Die-cast aluminum part.
- Allows user to adjust toe-hold position for different riding styles and control.
- Foldable to ease floorboard access.
- Adjustable 3" (7.6 cm) rearward and 1.5" (3.8 cm) upward.
- Forward/backward and top/down adjustments.





ADJUSTABLE TOE-HOLDS







REV Gen4 MXZ, Renegade and Grand Touring

860201305



- Adjustable solid toe-holds (non-folding).
- Provides 0.6" (1.5 cm) vertical and 1.4 cm horizontal adjustment range.
- Work with both size rubber shims and Lateral Footrests [860201402].

FIXED TOE-HOLDS	REV Gen4 Summit, Freeride and Backcountry	860201510	
	<ul style="list-style-type: none"> Fixed toe-holds for control and leverage when boondocking. 		
SHIM KIT FOR TOE-HOLDS	REV Gen4 (Narrow) MXZ and Renegade	860201408	
	<ul style="list-style-type: none"> Spacers in two heights (10 mm, 20 mm) let you determine how tight your boots fit the toe-holds. 		
ADJUSTABLE TOE-HOLDS KIT	REV-XP, XR, XS, XU Tundra, XM [except 600 ACE & 900 ACE]	860200743 • Aluminum	
	<ul style="list-style-type: none"> Kit provides easy adjustment to the toe-holds to match your riding style. 		
TUNNEL GRIP PLATES	Fit all models	860200164	
	<ul style="list-style-type: none"> Lightweight plastic grip plates for extra side boot grip in rough riding conditions. Developed for the 600 Race sled. Sold in pairs with complete hardware. 		




FOOTRESTS

DRIVER FOOTREST	REV Gen4 MXZ, Renegade, Backcountry and Grand Touring	860201932 • Black 860201613 • White 860201614 • Manta Green	
	<ul style="list-style-type: none"> Customize the fit and function of your sled. Offers a natural angled platform for riders that push with their feet. Machined aluminum extrusions in different colors, add traction and style. Fits with Lateral Footplates (860201402). 		
FRONT FOOTREST	REV-XS, XM	860200906	
	<ul style="list-style-type: none"> A must for aggressive riders. Sloped plate provides a relaxed ankle position during long rides. 		
LATERAL FOOTPLATES	REV Gen4 [except Renegade Enduro, Grand Touring Limited and Expedition SE]	860201402	
	<ul style="list-style-type: none"> Cast aluminum outer support for riders that use their feet to push in corners, or desire a more locked feel. Does not fit with air suspension. 		
REAR FOOTREST	REV Gen4 Summit SP	860201504	
	<ul style="list-style-type: none"> Additional boot grip on rear tunnel. Integrated design, looks and functions great. 		

FOOTRESTS



PASSENGER FOOTREST KIT	REV-XS 137", XR and XP 137"-154"	860200810 • Aluminum	
	<ul style="list-style-type: none"> Does not fit with rMotion adjusters. 		
REAR FOOTREST KIT	REV-XM	860200889	
	<ul style="list-style-type: none"> Provides additional boot grip at the rear of the tunnel when climbing. 		

KNEE PADS

KNEE PADS	REV Gen4 without manual reverse	860201917	
	<ul style="list-style-type: none"> Designed for a perfect fit on REV Gen4 (Narrow). Provide comfort, impact absorption and extra knee grip. Injected molded soft material. Easy install with peel-off adhesive. 		
SECOND STEP KNEE PADS	REV Gen4 (Wide) 16"	860202063	
	<ul style="list-style-type: none"> Designed to add extra knee grip and absorbing impacts when leaning forward in aggressive cornering situations. Injected molded soft material. Easy install with peel-off adhesive. 		
MANUAL REVERSE KNEE PADS	REV Gen4 (Wide) 16" with manual reverse	860201916	
	<ul style="list-style-type: none"> Provides comfort, impact protection and extra grip. Injection molded soft material. Easy install with peel-off adhesive. 		








SUSPENSION & FOX[†] SHOCK KITS

SUSPENSION

REMOTE COUPLER BLOCK ADJUSTER	REV Gen4 129" & 137" with rMotion rear suspension	860201902	
	<ul style="list-style-type: none"> Allows rider to attune ski-loading to current trail conditions. Quickly change coupler block position with a twist of the wrist. Go from uncoupled to your preferred coupled setting instantly. 		
tMOTION ADJUSTABLE LIMITER STRAP	REV Gen4 (Narrow) with tMotion and cMotion rear suspensions (except Freeride 146" 2020 and prior & Backcountry X-RS)	860201861	
	<ul style="list-style-type: none"> Quickly change limiter strap length by flipping a lever, to attune ride and handling to snow conditions and terrain. Shortening keeps the front end lower and improves track approach angle. Lengthening increases transfer and lifts the front end higher. 		

- Coupled = less transfer, more weight on skis under acceleration.
- Uncoupled = more transfer, easier to lift skis under acceleration.
- Patent pending.

- Adjustment is equivalent to 2 holes on a conventional strap [1.3"/34 mm].
- Slim, non-intrusive design.
- 2 initial settings to choose from: holes 3 to 5 or 2 to 4 (compared to conventional strap hole positions).
- US patent 9022156.

TMOTION ADJUSTABLE LIMITER STRAP REPLACEMENT PARTS KIT <i>(Not illustrated)</i>	REV-XM	860201426	
CURVED A-ARMS 	REV Gen4 [with 36" ski stance] <ul style="list-style-type: none"> • Redesigned to be more effective. • Provides more clearance for less drag in deep snow. • Reduces damage from objects hidden below the snow. • Quick-disconnect sway bar kit, double ball joint link and anti-roll bar link included. 	860201679	
FRONT SUSPENSION WIDENING KIT 	REV Gen4 Summit & Freeride with 36" RAS 3 front suspension <ul style="list-style-type: none"> • Adjustable width 38.4"–40.1" (975–1,019 mm). • Includes X package shock absorbers and springs. 	860201588	
RAS X FRONT SUSPENSION UPGRADE KIT (WITHOUT SHOCKS) 	REV Gen4 MXZ, Renegade and Grand Touring with RAS 3 front suspension <ul style="list-style-type: none"> • Update your sled RAS 3 to the new RAS X configuration. • Provides wider ski stance offering sure-footed cornering with improved bump performance. • Kit includes new spindles and A-Arms and all necessary hardware. • Compatible with Pilot X Skis. 	860202187	
FRONT SUSPENSION KIT (36") 	REV-XM, XS, XP <ul style="list-style-type: none"> • To update your sled to the REV-XM Summit X with T3 package. • Delivers the agility of the original S-36 handling package, plus the benefits of the RAS 2. • Better straightline tracking on big bumps. 	860201153 <ul style="list-style-type: none"> • Lighter weight. • Great styling. • HPG shocks. • Ski stance adjustable from 35.90 cm to 37.95 cm. 	
FRONT SUSPENSION KIT (42" WITH SHOCKS) 	REV-XM, XS, XP without 42" front suspension <ul style="list-style-type: none"> • To update your sled to the RAS 2 X package configuration. • 107 cm RAS 2 front suspension kit. • Updates sleds to latest REV-XS trail front end. • Better straightline tracking on big bumps. 	860201353 <ul style="list-style-type: none"> • Lighter weight. • Great styling. • HPG Plus R shocks with rebound adjustment. • Includes spindle compatible with Pilot TS ski. 	
FRONT SUSPENSION KIT (42" WITHOUT SHOCKS) 	REV-XS, XP, XR with 42" front suspension <ul style="list-style-type: none"> • To update your sled to the RAS 2 configuration. • Ideal for converting older vehicle to new adjustable TS ski. • For vehicles with 107 cm front suspension, reuse your stock shocks. • Updates sleds to latest REV-XS trail front end. • Better straightline tracking on big bumps. 	860201241 <ul style="list-style-type: none"> • Lighter weight. • Great styling. • Includes spindle compatible with Pilot TS ski. 	
SWAY BAR QUICK-DISCONNECT LINK KIT 	REV Gen4 Summit & Freeride, XM & XP Summit 2013 to 2020 REV-XP Summit 2012 and prior <ul style="list-style-type: none"> • Kit allows you to utilize the benefits of a sway bar on rough trails and quickly disconnect it for sidehilling. • Sold individually. 	860200811 860200667	

KYB SHOCKS

NEW KYB PERFORMANCE SHOCKS KIT



REV Gen4 with RAS X suspension (except SAS)

860202466

- Race Edition KYB shock absorbers.
- Piggy Back 46 mm bodies with 16 mm shaft.
- Feature separate adjustments for high and low speed compression plus rebound damping.

- Kashima coated for friction-free performance and long life.
- Fits RAS X front suspension.



FOX SHOCK KITS

NEW FRONT SHOCKS – LIGHTWEIGHT FLOAT 3 EVOL QS



- Two separate air chambers replace coil springs and offer multiple tuning options. The QS3 adjustments offer 3 positions for easy and quick compression and rebound adjustments.

- FEATURES:
 - Optimized lightweight shock design.
 - One piece, aluminum mounting hardware.
 - High-flow velocity-sensitive damping.
 - Internal groove position sensitive technology.
 - Fully rebuildable and re-tuneable.
 - Ski stance: 36".

NEW REAR TRACK SHOCKS – LIGHTWEIGHT FLOAT 3 QS3 (CENTER) / 1.5 ZERO QSR WITH LOCK-OUT (REAR)



- This FOX kit features the Lightweight Float 3 center and 1.5 Zero with lock-out rear shocks to help your sled get skinny. The center shock features QS3 three position adjustment for quick, easy compression and rebound adjustments, the rear features QS3 compression adjustment plus a lockout feature.

- FEATURES:
 - Optimized lightweight shock design
 - One piece, aluminum mounting hardware
 - High-flow velocity-sensitive damping
 - Internal groove position sensitive technology
 - Fully rebuildable and re-tuneable
 - Fits 146"-165" track lengths

NEW FRONT SHOCKS – LIGHTWEIGHT 1.5 ZERO QS3-R



- The newest version of FOX's renowned lightweight shocks and springs to fit deep snow sleds. They feature QS3 three position adjustment for quick, easy compression and rebound adjustments and fit S-36 front suspensions.

- FEATURES:
 - Optimized lightweight spring & shock design.
 - FOX ice scraper technology (FIST).
 - One piece, aluminum mounting hardware.
 - High-flow velocity-sensitive damping.
 - Internal groove position sensitive technology.
 - Fully rebuildable and re-tuneable.
 - Ski stance: 36".







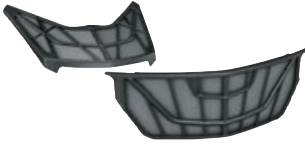
NEW REAR TRACK SHOCKS – LIGHTWEIGHT 1.5 ZERO QS3-R (CENTER) / LIGHTWEIGHT 1.5 ZERO QSR WITH LOCKOUT (REAR)





- The newest version of FOX's renowned lightweight shocks to fit deep snow rear suspensions. The center shock features QS3 three position adjustment for quick, easy compression and rebound adjustments, the rear features QS3 compression adjustment plus a lockout feature.





- FEATURES:
 - Optimized lightweight spring & shock design.
 - FOX ice scraper technology (FIST).
 - One piece, aluminum mounting hardware.
 - High-flow velocity-sensitive damping.
 - Internal groove position sensitive technology.
 - Fully rebuildable and re-tuneable.
 - Fits 146"-165" track lengths.




VENT KITS & PREFILTERS

PREFILTER GRILLE KIT	REV Gen4 (Narrow)	860201224	
	<ul style="list-style-type: none"> • Reduces water and snow intrusion with a clean, integrated look. • Easily removable bottom grille. • Snap-in top grille. • Airbox pop-off valve filter. 		
UPPER PREFILTER AND POP-OFF VALVE FILTER KIT	REV Gen4 (Narrow)	860201756	
			
AIRBOX POP-OFF VALVE FILTER KIT	REV Gen4 850 E-TEC, 600R E-TEC, 600 EFI	860201755	
			
HEAVY-DUTY AIR INTAKE FILTERS	REV Gen4	860201399	
	<ul style="list-style-type: none"> • Filters prevent water intrusion and snow buildup. • Reinforced intake filters, preventing damage in heavy use. • Replacement for stock filters. • Not compatible with One-Piece Lightweight Hood 		
PREFILTER GRILLE KIT	REV-XM, XS	860200610	
	<ul style="list-style-type: none"> • Fully integrated overmolded prefilter snap-in grilles. • Repels and prevents snow from entering bottom pan and hood openings. • Kit includes easily removable bottom pan grille, lower pan cover plugs, hood grille, and air-box pop-off valve prefilter. 		
REPLACEMENT FRONT PREFILTER	REV-XM, XS	517305029	
			
PREFILTER GRILLE KIT	REV-XU Expedition, Skandic	860201152	
	<ul style="list-style-type: none"> • Keeps snow and moisture out, lets air in. • Plastic frame molded over mesh for strength. • Installs easily. • Totally integrated design. • Kit includes filters for bottom pan and hood openings. 		
	<ul style="list-style-type: none"> • Not compatible with Heavy-Duty Front Bumper with 2" Receiver (860200987). 		

VENT KIT FOR SIDE PANELS	REV-XM	860200609	
	<ul style="list-style-type: none"> • Fast air-evacuating overmolded prefilter vents. • Easy do-it-yourself installation onto premarked production side panels. • 1 1/4" holesaw required. • Use in conjunction with your stock vehicle panels. • For racing applications only. <ul style="list-style-type: none"> • Kit includes vents for both side panels (24x). • Foam with foil included. 		
VENT KIT	All models	860200684	
	<ul style="list-style-type: none"> • Assortment of replacement or additional vents (7x) with hardware. • Can be installed on most body panels with relatively flat surface and 2.5 to 3.2 mm thickness. 		



COOLING & LUBRICATION

NEW SUMMIT EXPERT SNOWFLAP	REV Gen4 with short tunnel	860202393	
	<ul style="list-style-type: none"> • Removable snowflap extension that helps engine cooling in hardpack, low & icy snow conditions when installed. • Stows on the tunnel when not in use. • Installs on the stock lightweight snowflap of Summit & Freeride models with short tunnel. • Compatible with stock and hitch bumpers. 		
LinQ REMOVABLE SNOW FLAP	REV Gen4 Freeride & Summit 154" and longer REV Gen4 146" Backcountry, Summit, Freeride: specific installation required, see instruction sheet for details	860201914	
	<ul style="list-style-type: none"> • Lets you play in the deep powder with no restriction. • Retains cooling properties when installed. • Stows on tunnel when not in use. • Installs with stock snowflap. <ul style="list-style-type: none"> • Does not fit with Hitch Rear Bumper • Does not fit short tunnel 		
SNOWFLAP	REV-XP, XR except GTX, Grand Touring, XU Expedition 2009 and up	860200106 • Black / Yellow 860200467 • Black / Grey	
	<ul style="list-style-type: none"> • Customize your sled. • Hardware included. 		
NEW TUNNEL ICE SCRATCHERS WITH REPLACEABLE TIPS	REV Gen 4 16" [129"] and Grand Touring LTD REV Gen4 16" [137" and up] and Summit XM REV Gen4 20" & 24"	860202267* 860202387 860202388	
	<ul style="list-style-type: none"> • Thoughtful design features replaceable carbide tips. • Provides additional cooling in hard or icy snow conditions. • Coil design allows reverse operation without damage. • Easily stored below running board when not in use. • Not compatible with models equipped with SAS [Smart-Shock Semi-Active Suspension]. <p><i>*Not compatible with MXZ 129" with quick-adjusters.</i> <i>*Not compatible with 129" & 137" Sport models with SC-5M suspension.</i> <i>*Bracket [860201503] required for MXZ 129" with quick-adjusters.</i></p>		

ICE SCRATCHERS TIPS 	Fits with Tunnel Ice Scratchers with replaceable tips • Ice scratcher replaceable carbide tips.	860201446 • Delta shape	
RAIL ICE SCRATCHERS 	REV Gen4, XM, XP Summit & Freeride • Provide additional lubrication in hard and icy conditions. • Rail mounted, small, light. • Design expands on coil concept to allow reversing without damage. • Easily stored when not in use.	860201728	
AIR RADIATOR KIT 	REV-XS & XR with 600 & 900 ACE (2014 and prior and 2016 and up, 2015 models require kit 860201341)	860201350	
	REV-XS 1200 4-TEC (2016 and up)	860201401	
	REV Gen4 (Wide) with 600 ACE, 900 ACE and 900 ACE Turbo	860202038	
	REV Gen4 (Wide) Expedition, Skandic and Tundra with 600 EFI	860202144	• Provides additional cooling in extreme conditions. • Not compatible with Auxiliary LED Light (860201235).

ELECTRICAL & ELECTRONICS

ELECTRICAL

ENGINE HEATER KIT 	Block heater 600 ACE, 900 ACE and 1200 4-Tec engines	860200367	
	900 ACE Turbo	860201980	• Improves starting in extreme cold temperatures.
PRIMER KIT 	REV-XU Tundra	860200416	
		5345294	• Provides hassle-free starting in extreme cold temperatures.

ELECTRICAL

ELECTRIC STARTER KIT



REV-XP, XM, XS 600 E-TEC (2009 and up), 800R, 800R E-TEC
 REV-XP with 500 SS, 600 Sport (2009 and up), XP Fan, XU Tundra
 REV Gen4 (Narrow)

860200627
 860201085
 860201282

- Start your sled with the simple push of a button.
- Kit components may vary per model.

REWIND STARTER KIT



600 HO E-TEC, 800R E-TEC engines (except REV-XU Expedition, WT, SWT)
 REV Gen4 16" 600R E-TEC, 850 E-TEC and 600 EFI
 REV Gen4 20" (Wide) 850 E-TEC, 600R E-TEC, 600 EFI

860201053
 860201410
 860202123

- Complete rewind kit.
- Rewind handle locates behind panel; instant handle access requires different side panel.

USB POWER OUTLET KIT



REV Gen4

860201261

- Provides clean, stable power to recharge your electronics while riding.
- Dual USB ports.
- Plug-and-play installation.
- Includes wiring harness.

 12-VOLT POWER OUTLET KITS
 (Not illustrated)

REV-XP, XR, XU Tundra (except standard 2011–2012)
 REV-XM, XS
 REV Gen4

860200196
 860200632
 860201423

- Power up all your electronics with these easy-to-mount 12V plugs.
- Install inside storage compartment.
- Wiring harness included.

12-VOLT POWER OUTLET REPLACEMENT KIT



- Wiring harness is not included.

861507200

 12-VOLT PLUG FOR LinQ MULTI-
 MOUNT PLATE


REV Gen4 (Wide) 20" & 24"
 REV Gen4 16"

860201888
 860202069

- Standard 12V outlet for the rear of the vehicle.
- Multi LinQ Plate Retrofit Kit (860202133) required for installation on Skandic Sport.

 REAR 12-VOLT POWER OUTLET
 (Not illustrated)

REV-XU Skandic & Expedition without E-TEC engine

860200979




- Mounts inside rear seat storage compartment.
- Wiring harness included.

 HEATED VISOR KIT
 (Not illustrated)




REV Gen4
 REV-XM, XS, XP, XR, XU Tundra

860201283
 860201234







- Easy install plug-in for visor kit or heated bags.
- Wiring harness included.

HEATED PASSENGER VISOR KIT	860200882	
	<ul style="list-style-type: none"> • Enjoy fog-free riding with this visor kit option for your 1 + 1 Seat. • To be used in conjunction with Heated 1 + 1 Grips with Guards (860200584). 	
1+1 SEAT ELECTRICAL VISOR/ HEATED BOOTS WIRE HARNESS	REV Gen4	860201981
	<ul style="list-style-type: none"> • Works in conjunction with the LinQ 1+1 Seat Heated Grips (860201840). • Provides 2 extra connections: one connection for electric visor and one connection for heated boots. 	
RCA ADAPTOR PLUG KIT	515176794	
	<ul style="list-style-type: none"> • Y plug power splitter lets you connect 2 heating components or 1 heater and 1 electrical visor. 	
ELECTRIC ACCESSORIES Y-ADAPTOR <i>(Not illustrated)</i>	REV-XP, XR, XU	860201141
<ul style="list-style-type: none"> • Harness enables use of more than one plug-and-play accessory. 		<ul style="list-style-type: none"> • Required when using more than one of either of these accessories: Signature LED Light for Handguards, GPS, Ambient Air & Engine Temperature Module.
ELECTRIC ACCESSORIES WIRING HARNESS <i>(Not illustrated)</i>	REV-XS, XM, XP, XR, XU Tundra (except Tundra Standard 2011–2012)	860200817
<ul style="list-style-type: none"> • Electrical kit required when combining multiple accessories. 		

ELECTRONICS

E LinQ	REV Gen4 (except Summit, Freeride & 600 EFI)	860201719	
	<ul style="list-style-type: none"> • Combines both DESS™ cord and heated visor cord into one. • Same type of magnetic connector as used on OXYGEN helmet. • Easily converts standard DESS cord into a powered cord. • Eliminates chance of a broken connector. 		<ul style="list-style-type: none"> • Increases freedom of movement, no longer requiring you to manage an additional cord. • Easy and quick connection that self-locates.. • Works with any electric helmet and 12V heated visor. • Maintains power connection 100% of the time.
E LinQ RF DESS KEY	REV Gen4	515178582	
	<ul style="list-style-type: none"> • Sold as replacement part for the E LinQ vehicle connector. 		
DESS CORD HOLDER	REV Gen4	278003870	
	<ul style="list-style-type: none"> • Hook currently sold with the E LinQ vehicle connector (860201719). • Sold both as a replacement part for the E LinQ and as an add-on for any DESS cord from the last 10 years. • Allows rider to attach DESS cap to the jacket and provides out-of-the-way convenience when not in use. 		

ELECTRONICS

PROGRAMMABLE RF D.E.S.S.™ KEY	2015 and up vehicles with 600, 900 ACE, 900 ACE Turbo or 1200 engine	860201162 • Green 515178286 • Black	
	<ul style="list-style-type: none"> Digitally Encoded Security System (D.E.S.S.) key's ball-and-socket design provides riders with easy and quick starts every time. Anti-theft technology, the key communicates with the vehicle wirelessly so the vehicle starts only when the key code matches the vehicle, for ultimate peace of mind. Color options facilitate the differentiation between the programmed keys. 	<ul style="list-style-type: none"> Programmable RF D.E.S.S.™ Key can also be programmed to limit the speed of the snowmobile and the engine torque. Enabling first-time users and less experienced operators to learn how to operate while gaining the necessary confidence and control. <p><i>Speed limitation is available on: 2015 and up 600, 900 ACE, 900 ACE Turbo models and on 2017 and up 1200 engine models.</i></p>	
PROGRAMMABLE D.E.S.S.™ KEY	515178284 • Black 860200907 • Green		
	<ul style="list-style-type: none"> Anti-theft technology, Digitally Encoded Security System (D.E.S.S.) key easily snaps onto the vehicle and provides riders with easy and quick starts every time. The key communicates with the vehicle wirelessly so the vehicle starts only when the key code matches the vehicle, for ultimate peace of mind. 	<ul style="list-style-type: none"> The Programmable D.E.S.S. Key can also be programmed to limit the speed of the snowmobile and the engine torque. Enabling first-time users and less experienced operators to learn how to operate while gaining the necessary confidence and control. <p><i>Speed limitation is available on: 2014 900 Ace engines.</i></p>	
GARMIN ZUMO® 590 GPS	REV Gen4	860201556	
	<ul style="list-style-type: none"> 5" (12.7 cm) sunlight readable, glove-friendly screen. Bluetooth® technology can pair with cell phones. US topo maps included, trail maps can be downloaded. 	<ul style="list-style-type: none"> Cradle and harness included. Glovebox Extension/GPS Support (860201249) required for mounting. 	
GARMIN ZUMO® 590 GPS MOUNT SUPPORT KIT	REV Gen4	860201262	
	<ul style="list-style-type: none"> Mount for Garmin Zumo 590 GPS allows use on more than one vehicle. Plug-and-play wire harness. Included in Garmin Zumo 590 GPS (860201263 for US and 860201412 for CA). 		
MONTANA® GPS AND SUPPORT KIT	REV-XM, XS, XU, XR	860201417	
	<ul style="list-style-type: none"> One of the best GPS systems available, designed to fit your sled perfectly with plug-and-play hook-up. Glovebox Extension required (860200707) for REV-XS, XM. Universal GPS Support Kit (860201018) required for REV-XU, XR. 		
MONTANA GPS SUPPORT KIT <i>[Not illustrated]</i>	REV-XS, XM	860201029	
	<ul style="list-style-type: none"> Mounting kit and hardware for Garmin Montana GPS. 	<ul style="list-style-type: none"> To be able to use GPS on more than one vehicle. 	
UNIVERSAL GPS SUPPORT KIT	REV-XR, XU	860201018	
	<ul style="list-style-type: none"> Kit includes mount, wiring harness and all hardware. GPS sold separately. Requires Montana GPS and Support Kit (860201417). 		

**AMBIENT AIR & ENGINE
TEMPERATURE MODULE**

2015 and up for all platforms
REV Gen4

860201021*
860201362



- Get both outside air and engine temps on your cluster.
- Fits both analog and digital multifunction gauge.
- Plug-and-play in vehicle harness.

**Except fan-cooled engines and 2015 P-TEK.*

TRAILERING & COVERS

SUPERGLIDE II PRO

860201216



- No more ripping up the plywood on your trailer.
- Allows skis to glide with ease.
- Traction knobs incorporated for better traction.
- Exclusive venting, protects the deck of your trailer from moisture damage.

- Total length of 20' (6 m).
- Each box contains 8 pieces 8.5" x 29.5" (21.5 cm x 74.9 cm).
- Comes with 48 specially coated screws with grommets.

SUPERGLIDE II WIDE

860201592



- Allows sled skis to glide with ease.
- Specifically designed traction knobs provide improved traction for your feet.
- Oval mounting channels and custom shoulder screws prevent warping by allowing for expansion and contraction that results from varying temperature.

- Exclusive venting, protects the deck of your trailer from moisture damage.
- Each box contains 8 pieces 13.5" x 29.5" (34.3 cm x 74.9 cm).
- Comes with 72 specially coated screws with grommets.
- Total length of 20' (6 m).

SUPERGLIDE EDGE RAIL TRIM

860201217 • Aluminum



- To secure Superglides on ramps or decks leaving an encapsulated finished edge.

SUPER TRACTION GRID

860201593



- Super Traction Grids' strategic grid pattern provides incredible grip and accommodates all snowmobile tracks, even with paddles or studs.
- Each box contains 4 pieces 8.25" x 30" (20.9 cm x 76.2 cm) and hardware.









SUPERCLAMP II

860200950



- Innovative trailer tie-down system.
- Silicone rubber pads to protect your skis.
- Front and middle handles allow easy maneuverability.
- Pad lock compatible, becomes a theft deterrent.

- Tension adjustment knob—fits all snowmobiles.
- Comes with screw style deck hook.

REAR SUPERCLAMP WITH SUPERTRAC		860201425	
	<ul style="list-style-type: none">• Snowmobile tie-down system for rail.• Silicone rubber pads to protect snowmobile suspension skid.• Tension adjustment knob—fits all snowmobiles.• 30 cm Supertrac kit included.• Padlock compatible, becomes a theft deterrent.		
RAMP CROSSBAR PROTECTORS	2 pieces with 6 screws	860201672	
	10 pieces with 30 screws	860201673	
	24 pieces with 72 screws	860201674	
	<ul style="list-style-type: none">• Enhance and protect your ramp investment• Designed to mount over 1" ramp crossbars on solid, double and tri-fold loading ramps.• 2 pieces together helps prevent stud damage to loading ramps from snowmobile studded tracks while adding traction		
SUPERTRAC KIT		860201413 • 12"	
		860201414 • 24"	
		860201415 • 48"	
	<ul style="list-style-type: none">• Includes: 1 piece Supertrac, 1 Supertrac deck hook, 2 end caps and all mounting hardware.		
T-STYLE DECK HOOK		860200995	
	<ul style="list-style-type: none">• For trailers with a channel in the floor.		
SUPERTRAC DECK HOOK	REV Gen4 (Narrow)	860201416	
	<ul style="list-style-type: none">• For Supertrac.• Adjustable and removable hook.		
SCREW STYLE DECK HOOK		860200994	
	<ul style="list-style-type: none">• Most common.• Comes standard with front Superclamps.• Screws into the existing hole where you would screw the old style bar and crank into or make your own holes.		
LIGHTWEIGHT PACKABLE COVER		860202172	
	<ul style="list-style-type: none">• Compact, lightweight and packable.• Covers front lights, handlebar, cluster, glovebox and seat area.• Fits all REV Gen4 from 16" to 24".		
TUNNEL COVER	REV Gen4 (Narrow) & (Wide) 16" up to 146" length sleds	860201844	
	<ul style="list-style-type: none">• Protects tunnel accessories (single stacked).• Compatible with all covers (except Grand Touring Limited).• Easy to install.• Not compatible with LinQ Saddlebags (860200624).		

WHICH COVER BEST FITS YOUR SLED?

EQUIVALENT CONFIGURATION AND POSSIBLE OPTIONS

PLATFORMS & STOCK MODELS

WHICH COVER BEST FITS YOUR SLED?		PLATFORMS & STOCK MODELS																								SKU
		1-UP SEAT	SHORT 2-UP SEAT (TUNDRA)	1 + 1 SEAT	2-UP SEAT	BACKREST	PASSENGER HANDGRIPS	PASSENGER WIND DEFLECTORS	NO WINDSHIELD	ULTRA LOW WINDSHIELD	LOW WINDSHIELD	MEDIUM WINDSHIELD	HIGH WINDSHIELD	EXTRA HIGH WINDSHIELD	ULTRA HIGH WINDSHIELD	MIRRORS ON WINDSHIELD SIDE DEFLECTORS	HANDLEBAR AIR DEFLECTORS	MIRRORS ON HANDLEBAR AIR DEFLECTORS	MIRRORS ON SIDE PANEL	MXZ HI-RISER KIT	SUMMIT HI-RISER KIT	EXTRA FRONT BUMPER	LUGGAGE BOX	WRAP-AROUND BUMPER	CARGO BOX	
RIDE-ON-COVER SYSTEM WITH RAP-CLIP																										
REV GEN4 16"	Summit, Freeride	•							•	•	•						•	•			•	•				860201884
	Summit or Freeride with Medium or High Windshield	•										•	•			•					•	•				860201885
	MXZ, Renegade Sport, Renegade Adrenaline, Renegade X, Renegade X-RS, Backcountry, Mach Z	•							•	•	•						•	•		•		•				860201842
	Renegade Enduro	•										•				•				•		•				860201886
	MXZ, Renegade, Backcountry with High or Ultra High Windshield	•											•		•	•				•		•				860201841
	MXZ, Renegade, Backcountry, Grand Touring Sport, Expedition Sport				•	•	•	•				•	•		•	•				•		•				
REV GEN4 (WIDE) 16"	Grand Touring LTD			•	•	•	•	•				•	•		•	•				•		•	•			860201887
	G4 Wide 1-Up with Wrap-Around Bumper	•										•	•		•	•				•		•		•		860201908
	G4 Wide 2-Up with Wrap-Around Bumper			•	•	•	•	•				•	•		•	•				•		•		•		860201909
	Tundra		•	•							•	•	•		•	•					•				•	860202173
REV GEN4 (WIDE) 20" & 24"	Expedition LE, Expedition SE					•	•	•	•			•	•		•	•					•	•		•	•	860201972
	Expedition Xtreme	•							•	•	•	•									•	•		•	•	860201973
	Skandic & Expedition SWT					•	•	•	•			•	•		•	•					•	•		•	•	860202200
INTENSE RAP-CLIP COVER																										
REV-XM	Summit SP	•								•	•		•		•	•					•	•				860201375
	Renegade Backcountry	•										•	•			•				•		•				860201374
	REV-XM with Medium-High Windshield	•										•	•			•					•	•				860201376
REV-XS	MXZ X, Renegade X	•								•	•						•	•		•		•				860201373
	MXZ Sport, MXZ TNT, MXZ Blizzard, Renegade Sport, Renegade Adrenaline, Renegade Enduro	•										•	•			•				•		•				860201374
	REV-XS 1-Up with Ultra High Windshield	•												•	•	•				•		•				280000627
	REV-XS with 1+1 and Backrest			•		•	•	•				•	•			•				•		•				280000626
	REV-XS with Side Panel Mirrors	•									•	•	•				•	•	•	•						280000609*
	Grand Touring LE					•	•	•	•				•	•	•											860201371
	Grand Touring SE					•	•	•	•				•	•	•									•		860201372
	Expedition Sport, Grand Touring Sport					•	•	•	•				•	•	•					•		•				280000630
REV-XU	Tundra Sport, Tundra LT, Tundra Xtreme	•				•					•	•	•			•					•	•				280000650
	Tundra with Extra High Windshield	•				•								•		•						•				280000673
	Expedition LE, Expedition SE, Expedition SWT, Skandic WT, Skandic SWT					•	•	•	•					•	•	•						•				280000649
	Expedition Xtreme	•									•	•								•		•				860201377
NO RAP-CLIP, NO RIDE-ON-COVER SYSTEM																										
REV-XP	Summit Sport	•								•	•						•	•	•	•	•					860201387
	MXZ Sport, Renegade Sport	•										•	•			•	•	•	•	•	•					860201388
	Expedition Sport					•	•	•	•				•	•		•			•							860201389
	REV-XP With 1+1 and Backrest					•		•	•	•			•	•		•	•		•	•						280000590

*While supplies last.

GARAGE & TRUCK SLED DECKS

DELUXE TOOL KIT

860202029



- Casing fits perfectly in Seat Storage Box with or without battery (860202028).
- Features high-quality tools.

- Includes:
 - Stainless steel open end / ring end wrenches; 8–10mm, 10–13mm, 12–14mm, 15–17mm, 16–19mm.
 - ¾ drive ratchet with 4" extension, hexagonal 8 – 10 – 13 – 16, Torx 25 – 30 – 40, Allen 4 – 6 – 8 and Philips #2.
 - Long nose vise-grip.
 - Spring hook tool.

SLED SHOP WHEELS

860201805



- Non-slip rubber grips allow this steel 4-dolly system to move your sled easily throughout the garage.
- Works with both dual and single runner skis.
- 4-wheel dolly kit (kit includes 3 dollies with 4 wheels each).

RATCHET TIE-DOWNS

860200447 • Black / Grey



- 181 kg safe working load.
- 1" x 10' (2.5 cm x 3 m) strap with Sea-Doo, Ski-Doo and Can-Am logos.
- Deluxe ratchet with rubber handle.

- Coated S hooks.
- Pack of 2.

HEAVY-DUTY RATCHET TIE-DOWNS

715006227



- 1,454 kg safe working load.
- 1.5" x 6' (38 mm x 1,8 m) strap with BRP brands.
- Deluxe ratchet with rubber handle.
- Black-coated clip hooks.

- 18" (460 mm) webbing included.
- Pack of 2.

LOCKABLE VEHICLE FUEL CAP

860200387



- Lockable to protect your fuel.
- Meets latest EPA requirements.

SKI-DOO 5 CM RUBBER HITCH CAP

520001498





PARTS

// PARTS

92 TRACTION & CONTROL

103 PROPULSION

105 ELECTRICAL

SKI-DOO LIMITED WARRANTY*

// 2-YEARS ON GENUINE BRP PARTS**

With Ski-Doo parts, you get the peace of mind of a FULL TWO-YEARS WARRANTY. And if they're installed by your authorized BRP dealer, labor is covered too. BRP-rebuilt components are a cost-effective solution.

Ski-Doo-rebuilt parts carry the same one-year warranty for major assemblies like short blocks, cylinders and crankshafts.

*Purchased at an authorized BRP dealership/distributor or on a BRP-authorized online store. Other exclusions may apply, see complete limited warranty or contact your Ski-Doo authorized dealer. Unless otherwise stipulated or required by law. This limited warranty does not apply to factory installed accessories.






** Installed by an authorized BRP dealership on a MY22 Ski-Doo snowmobile. Otherwise 1 year limited warranty.

TRACTION & CONTROL

SKIS





















RAPID ADJUST SKI STANCE		Fits all Pilot 7.4 and Pilot X skis	NEW 860202334
 <i>Wide ski stance</i> <i>Narrow ski stance</i>		Fits all DS-1, DS-2, DS-3	860201619
<ul style="list-style-type: none">• Quick tool-less design adjusts ski stance in seconds.• Go from on-trail stability to off-trail agility.• Allows for 2" of ski stance adjustment.		<ul style="list-style-type: none">• Sold in pairs.• Needs Rubber Stopper Pads [505074748] to install on DS-1 and DS-2 skis [sold individually].	
DEEP SNOW LIGHTWEIGHT SKI SPINDLE KIT		REV Gen4 with 36" ski stance	860201976
		<ul style="list-style-type: none">• Improves front dynamics when sidehilling.• 400 g lighter than stock spindle.• Standard on Summit X with Expert package and Freeride 154"-165" 2020 and up.	
PILOT X CONVERSION KIT		REV Gen4 MXZ, Renegade & Grand Touring	860202310
		<ul style="list-style-type: none">• Upgrades earlier models to the latest Pilot X skis.• Completes kit including 2 Pilot X ski assemblies with pre-installed handles, 2 carbides and all required hardware.	
PILOT TS CONVERSION KIT		REV Gen4 MXZ, Renegade, Grand Touring	860201484
		<ul style="list-style-type: none">• Upgrade to the revolutionary adjustable Pilot TS skis.• For 2016 and up REV-XS models with RAS 2 or previous vehicles with 42" RAS 2 upgrade kit and 2016 spindle [860201241]. <ul style="list-style-type: none">• REV-XS 2016 and up with RAS 2, REV-XP, XR, XS with 42" RAS 2 and 2016 spindle [860201241 or 860201353].	
PILOT 7.4 UPGRADE KIT			860202119 • Black
		<ul style="list-style-type: none">• Upgrade earlier models to the latest Pilot 7.4 skis.• Complete kit including 2 Pilot 7.4 ski assemblies with pre-installed handles, 2 carbides and all required hardware.• Does not fit with LTS suspension.	
PILOT 5.7 SKI UPGRADE KIT			860200524 • Black
		<ul style="list-style-type: none">• Complete kit for upgrading earlier snowmobile models.• Includes 2 skis, 2 handles with rivet kit, 2 Expedition carbides and all required hardware.	
PILOT DS-2 SKI KIT			860201487 • Black
		<ul style="list-style-type: none">• Complete kit includes 2 ski assemblies with pre-installed handles, 2 Expedition carbides and all required hardware.	
PILOT 7.4 SKI LINER		Pilot 7.4 skis	860202115 • Black
		<ul style="list-style-type: none">• Provides additional flotation and reduces ski wear.• 260 mm [10.25"] wide.• Same durable material as 7.4 skis.• Sold in pairs.	

SKIS

PILOT DS SKI LINER	Pilot DS-2 skis	860201040 • Black	
	Pilot DS skis	860200636 • Black	
<div></div> <div><ul style="list-style-type: none">• Provides additional flotation and reduces ski wear.• Same durable material as DS Ski.• Sold in pairs.</div>			
SKI SKIN	Pilot 6.9 skis	860200422 • Black	
	<div></div> <div><ul style="list-style-type: none">• Provides additional flotation and reduces ski wear.• Made of durable polyethylene.• Sold in pairs.</div>		
DS-3 SKI TIP KIT	Fits vehicles with DS-3 skis	860201214 • Black	860201501 • Sunburst Yellow
	<div></div> <div><ul style="list-style-type: none">• Easy-install custom color tips change the appearance of your sled in minutes.• Adds flotation on the front of the DS-3 ski.• Sold in pairs with mounting hardware.</div>		
SKI HANDLE RIVET KIT		860200525	
<div></div> <div><ul style="list-style-type: none">• Includes 2 long and 2 short aluminum rivets for repairing the handle on Pilot skis.</div>			
SKI HANDLE	Pilot 5.7, 6.9, Pilot SL and Pilot TS, Pilot X and TX	505070917 • Yellow	505072102 • White
		505070963 • Black	
		505071038 • Scarlet Red	
		505071048 • Orange Saturn	
		505071059 • Viper Red	
		505071556 • Full Moon	
		505073649 • Race Orange	
SKI HANDLE	Pilot 7.4, DS-1, DS-2, DS-3	505073107 • Yellow	505073513 • Orange Crush
		505073108 • White	
		505073388 • Lava Red	
		505073651 • Race Orange	
		505073665 • Sunburst Yellow	
		505072976 • Black	
		505073138 • Black	
SKI HANDLE	Pilot R	505071674 • Yellow	505073138 • Black
		<div></div> <div><ul style="list-style-type: none">• ISR compliant race ski loop.• High-density colored polyethylene loops.</div>	

// SKIS

Skis make all the difference in getting your sled to handle just how you like. We offer eight different styles of skis for you to choose from. Which one is right for you? Here are some tips on choosing the right one:

PLATFORMS: REV GEN4 / XP / XR / XU / XS / XM / REV	TOURING			PILOT 5.7 SL 2 carbides/ski	<ul style="list-style-type: none"> • Lightweight single or dual runner skis provide effortless steering at low speeds and constant grip without compromise at higher speeds. • Standard use is one carbide runner—add a second to reduce darting. • Great all-around trail performance.
	UTILITY			PILOT 7.4 1 carbide/ski	<ul style="list-style-type: none"> • Specifically designed for utility purposes. • Deeper keels allow more control while towing. • Increased tip-up rear end for better reverse capability. • 1 inch wider than Pilot DS-2 for improved flotation in deep snow. • More aggressive cornering while keeping a light steering feeling.
	TRAIL SPORT			PILOT 5.7 1 or 2 carbides/ski****	<ul style="list-style-type: none"> • Lightweight single or dual runner skis provide effortless steering at low speeds and constant grip without compromise at higher speeds. • Standard use is one carbide runner—add a second to reduce darting. • Great all-around trail performance.
				PILOT TS ADJUSTABLE 1 carbide/ski	<ul style="list-style-type: none"> • The industry's first and only adjustable ski. • The Pilot TS skis allow riders to change ski bite for changing snow conditions or riding styles easily and quickly. • With the Pilot TS skis you dial in the perfect setting by turning a knob on the ski leg. • The ski runner has 1/2" (12.5 mm) of travel up and down. • The thin runner and square keel design work together to eliminate darting.
				PILOT X 1 carbide/ski	<ul style="list-style-type: none"> • Completely redesigned from Pilot 5.7 with a new structural topside for 10% more rigidity. • 31 mm longer keel with a new shape reduces darting. • Adds 10% more lateral surface area and blends more smoothly with a new carbide. • 11° degree reduction in approach angle.
				PILOT TX 1 carbide/ski	<ul style="list-style-type: none"> • Improved to better match the REV Gen4 features. • Redesigned top side for increased rigidity. • 20 mm shorter overall length and more dramatic tip-up at the rear. • 63 mm longer runner plate increases lateral surface for more effective cornering. • Smoother front approach angle to reduce darting even further.
	TRAIL PERFORMANCE			PILOT R 1 carbide/ski	<ul style="list-style-type: none"> • Straight from the MXZ X 600RS race sled. • Very aggressive profile for sharp handling. • Lightweight with high rigidity. • Proven on the ISOC race circuit.
	DEEP SNOW			PILOT DS** 1 carbide/ski	<ul style="list-style-type: none"> • Designed specifically for deep snow riding. • Works well in many off-trail applications from utility sleds to mountain sleds. • Thin edge is effective for grabbing side hills.
				PILOT DS-2 1 carbide/ski	<ul style="list-style-type: none"> • Evolution of the DS with a deeper and shorter keel. • Increased agility and less effort than the original. • Great all-around ski for deep snow use. • Standard on mountain sleds with 2.5" lug tracks and utility sleds.
				PILOT DS-3** 1 carbide/ski PILOT DS-3 REV Gen4** 1 carbide/ski	<ul style="list-style-type: none"> • Deep snow ski designed to match the latest 3" lug and longer tracks. • 0.47" (12 mm) deeper keel than DS-2. • Works well for aggressive riders using the biggest tracks.

Does not fit REV Gen4. *Fits only REV Gen4. ****Second carbide can be added to ski by drilling marked additional holes.

Note: The use of aggressive skis, ski carbide runners or studs will alter the handling of your snowmobile, particularly in terms of maneuverability, acceleration and braking. Please refer to your Operators Guide for more details.

		COLORS																				
		Black		Yellow		Sunburst Yellow		Black/Yellow		Black/White		Viper Red		Lava Red		Orange Crush		Race Orange		Manta Green		
		Left	Right	Left	Right	Left	Right	Left	Right	Left	Right	Left	Right	Left	Right	Left	Right	Left	Right	Left	Right	
		505072443		N/A		N/A		N/A		N/A		N/A		N/A		N/A		N/A		N/A		
		505074736		N/A		N/A		N/A		N/A		N/A		N/A		N/A		N/A		N/A		
		505072854	505072855	505073028	505073029	505073575	505073576	505073030	505073031	505073032	505073033	505073026	505073027	N/A		505074071	505074072	505073645	505073646	505074239	505074240	
		505074829	505074830	N/A		505073851	505073852	N/A		N/A		N/A		N/A		505074067	505074068	N/A		505074235	505074236	
		505074926	505074927	N/A		505075024	505075025	N/A		N/A		N/A		N/A		N/A		N/A		N/A		
		505074776	505074777	N/A		505075026	505075027	N/A		N/A		N/A		N/A		N/A		N/A		N/A		
		505074670		N/A		505074690		N/A		N/A		N/A		N/A		N/A		N/A		N/A		
		505073100		N/A		N/A		N/A		N/A		N/A		N/A		N/A		N/A		N/A		
		505073227		505073277		505073658		N/A		505073279		N/A		505073510		505073511		505073654		505073354		
		505074746	505073568	N/A		505073627		N/A		N/A		N/A		N/A		505074023		N/A		505073990		
		505074757		N/A		505074756		N/A		505074747		N/A		N/A		505074757		N/A		505074755		

SKI HANDLE



Pilot X, Pilot TX, 5.7, 6.9, SL and TS

505075029 • Lava Red
505075028 • Sunburst Yellow

505074778 • Black

- High-density colored polyethylene loops.

SKI-DOO PILOT* SKIS AND CARBIDES TO SUIT ALL RIDING STYLES

PILOT X CARBIDES RUNNER

Pilot X and Pilot 5.7 Skis

860202180


- 4" 90° carbides

PILOT TX CARBIDES RUNNER

Pilot TX Skis - 4" 90° carbides

860202192

Pilot TX Skis - 7" 60° carbides

860202243


- 12.5 mm longer runner: Increased front-end grip and steering stability.
- Smoother runner attack angle (10°) for increased predictability.

PILOT TS CARBIDE RUNNER

Pilot TS - (7" 60° tall)

860201364


- Increases front end bite with an extra 1/4" (6 mm) of runner depth, plus 7" of 60° carbide.
- For Pilot TS adjustable skis.
- Sold in pairs.
- Patent pending US20150314800A1.

PILOT TS CARBIDE RUNNER

Pilot TS - (7" 60° carbides - Pilot TS)

860201240

Pilot TS (stock replacement) - (5" 90° carbides)

860201178


- For Pilot TS adjustable skis.
- Sold in pairs.
- Patent pending US20150314800A1.

PILOT EXPEDITION CARBIDES

Pilot X, Pilot 5.7 SL, Pilot 5.7, Pilot 7.4, Pilot DS, Pilot DS-2, Pilot DS-3 Skis

860201044 • Square - Pack of 2.

860201220 • Round 7/16" - Pack of 2


- Protected under patent numbers US 7,413,198, US 7,389,995 and CA2535565.

PILOT EXTREME CARBIDES

Pilot X, Pilot 5.7 SL, Pilot 5.7, Pilot 7.4, Pilot DS, Pilot DS-2, Pilot DS-3 Skis

860201045 • Round 1/2" - Pack of 4

Pilot X, Pilot 5.7 SL, Pilot 5.7, Pilot DS, Pilot DS-2, Pilot DS-3 Skis


860201043 • Round 1/2" - Pack of 2.


- Protected under patent numbers US 7,413,198, US 7,389,995 and CA2535565.


*Protected under patent numbers US 7,413,198, US 7,389,995 and CA2535565.


Note: The use of aggressive skis, ski carbide runners or studs will alter the handling of your snowmobile, particularly in terms of maneuverability, acceleration and braking. Please refer to your Operators Guide for more details.


SKI-DOO PILOT* SKIS AND CARBIDES TO SUIT ALL RIDING STYLES


PILOT R CARBIDES	Pilot R skis	860201697	
	<ul style="list-style-type: none"> • Round, 7/16" runners with 4 fixation points and 6" of 60° carbides. • Pack of 2. 		


SKI-DOO BY *woody's* CARBIDES

CARBIDE RUNNER	Pilot skis, except DS and DS-2	860200443 • Preformed 4" 60°	
	Pilot X, Pilot 5.7 SL, Pilot 5.7, Pilot DS, Pilot DS-2, Pilot DS-3 skis	860200513 • Preformed 6" 60°	
	Pilot X, Pilot 5.7 SL, Pilot 5.7, Pilot DS, Pilot DS-2, Pilot DS-3 skis	860200514 • Preformed 8" 60°	
	<ul style="list-style-type: none"> • The Dooly¹ by Woodys has two 7/16" Flat-Top¹ runners mounted on a plate for each ski. • Four contact lines on snow surface help decrease darting of sled as it makes own groove in a trail. • When in a turn, only one of the Dooly bars is in contact with the snow or ice. 	<ul style="list-style-type: none"> • A Dooly with 4", 6" or 8" of carbide on both runners provides the same turning power as a single runner with 4", 6" or 8" of turning carbide. • Sold individually. 	


ACE SKI RUNNER	Pilot X, Pilot 5.7 SL, Pilot 5.7, Pilot 7.4, Pilot DS, Pilot DS-2, Pilot DS-3 skis	860201969 • Preformed 6" 60°	
	Pilot X, Pilot 5.7 SL, Pilot 5.7, Pilot 7.4, Pilot DS, Pilot DS-2, Pilot DS-3 skis	860201970 • Preformed 8" 60°	
	<ul style="list-style-type: none"> • Woodys ACE single runner line uses a 3/8" x 1/2" preformed steel square bar. • Taller profile and more aggressive, providing excellent control in all conditions. • Works great in deep snow. 	<ul style="list-style-type: none"> • Carries innovative features like 60° carbide inserts that are guaranteed not to come out under any conditions, Flat-Top design, rounded wear pads, full-length hardwood and bevel-cut host bar that doesn't snag trailer edge. • Pack of 2. 	

EXECUTIVE ¹ CARBIDES	Pilot X, Pilot 5.7 SL, Pilot 5.7, Pilot 7.4, Pilot DS, Pilot DS-2, Pilot DS-3 skis	860200580	
	<ul style="list-style-type: none"> • 1/2" round preformed material swedged at each end to best fit ski contour fitted with 8" of 60° turning carbide. • Performance trail riders are known to use this runner. • Provides proper balance with a studded track. • Pack of 2. 		

EXTENDER TRAIL III ¹ CARBIDES	Pilot X, Pilot 5.7 SL, Pilot 5.7, Pilot 7.4, Pilot DS, Pilot DS-2, Pilot DS-3 skis	860200578	
	<ul style="list-style-type: none"> • 1/2" round preformed material swedged at each end to best fit ski contour. • 4" of 60° turning carbide provides positive cornering control. • Pack of 2. 		

TRAIL BLAZER IV ¹ CARBIDES	Pilot X, Pilot 5.7 SL, Pilot 5.7, Pilot 7.4, Pilot DS, Pilot DS-2, Pilot DS-3 skis	860200579	
	<ul style="list-style-type: none"> • 1/2" round preformed material swedged at each end to best fit ski contour. • With 6" of 60° turning carbide, this runner is designed for trail riders looking for performance in cornering power and control. • Pack of 2. 		

WHEELS & SLIDER SHOES

SLIDER WITH VESPEL ¹ INSERTS	All models with 163" and longer tunnels	503194816	
	All models with 154" and shorter tunnels	503194815	
	<ul style="list-style-type: none"> • Uses DuPont Vespel inserts for less friction. • Can be cut to desired length. • Better fuel efficiency, more power and increased vehicle speed due to reduced friction between the track clips and slides. • Reduced need for maintenance and associated costs. 	<ul style="list-style-type: none"> • Extended life due to enhanced wear characteristics of Vespel polyamide over incumbent UHMW PE. • Allows riders to operate sleds in less than acceptable snow and trail conditions since water from snow is not needed for lubricity as with incumbent UHMW PE slide rails. 	

*Protected under patent numbers US 7,413,198, US 7,389,995 and CA2535565. ¹While supplies last.

Note: The use of aggressive skis, ski carbide runners or studs will alter the handling of your snowmobile, particularly in terms of maneuverability, acceleration and braking.

Please refer to your Operators Guide for more details.

SLIDER SHOES



- Custom color-matched slider shoes with built-in wear marker.
- Long-lasting, impact-resistant.
- For all slide rail lengths.
- Easy-cut to desired length.

MODELS

146" SC-5 – Mountain & tMotion	503191499 • Black 503191695 • Yellow 503191947 • White
154" SC-5 – Mountain & tMotion	503191198 • Black 503191696 • Yellow 503191948 • White
163" SC-5 – Mountain & tMotion	503191501 • Black 503191697 • Yellow 503191949 • White
REV Gen4 154"	503194251 • Black
REV Gen4 165"	503194520 • Orange 503194254 • Black
REV Gen4 175"	503194413 • Black 503194906 • Manta Green 503194908 • Sunburst Yellow
120" SC-5 & rMotion	503191301 • Black 503191693 • Yellow 503191945 • White
rMotion and rMotion X 120"	503192562 • Red
rMotion and rMotion X 137"	503191306 • Black 503191694 • Yellow 503191946 • White 503192563 • Red
137" rMotion Grand Touring 900 ACE	503193449 • Black
174" tMotion	503193819 • Black
REV-XS 174"	503194506 • Sunburst Yellow 503194505 • White

LIGHTWEIGHT WHEEL



- Color-matched lightweight snowmobile wheels.

MODELS

141 mm – REV Gen4, XM, XS, XP, XR	503192794 • Black 503191621 • Yellow 503191622 • Full Moon 503191942 • White
152 mm – REV Gen4, XM, XS, XP, XR	503191755 • Black
180 mm – REV Gen4, XM, XS, XP, XR	503191626 • Yellow 503191627 • Full Moon 503191742 • Black 503191943 • White
141 mm – rMotion	503193477 • Black
147 mm – rMotion	503193376 • Black
180 mm – rMotion	503192766 • Black

EXTRA IDLER WHEEL KIT



REV-XP, XR (except rMotion)
REV Gen4 Summit, Freeride and Backcountry, XM, XM Summit X with T3 package

- Reduces drag and rolling resistance.
- Includes 2 wheels, brackets and hardware.

860201230 • 141 mm

860201183 • 152 mm

4TH REAR WHEEL KIT* - 180 MM

(Not illustrated)

REV-XS, XP, XR 120" and 137"

860200358 • 180 mm

- 4th rear idler design reduces drag and rolling resistance.
- Works in conjunction with stock 3 wheel setup.

NSK†



503190396 • 6004
503193548 • 6005

-

-

503191778 • 6006

293350115 • 6205

503191778

- High performance grease developed for extreme temperatures, water resistance and high speeds with low start torque.
- Advanced Winter Grade DUL1 double-contact seal design for optimum protection from moisture and contamination.

- Polyamide resin ball-guide cage facilitates smooth rolling contact and lubricant distribution.
- Ultra-clean steel for extended bearing life—high-grade balls for quiet and smooth operation even at high speed.
- Super finished raceways to minimize noise and improve lubricant distribution and life.

* While supplies last.

TRACTION

// TRACKS, YOUR CONNECTION TO THE SNOW


POWDER MAX LIGHT

- 3.5" (8.89 cm) pitch reduces weight and keeps snow between lugs for added performance.
- Exclusive 16" (41 cm) wide design adds flotation and traction without sacrificing maneuverability.
- Edges flex to reduce the effort to initiate roll-up.
- Available in either 2.5" or 3.0" (6.3 or 7.62 cm) lug heights.

POWDER MAX 3 / FLEXEDGE

- The track edges bend, making roll-up easy and predictable.
- Exclusive FlexEdge technology available in Powder Max, Powder Max 2 & 3 and Cobra 1.6 profiles.
- From 137" to 174".

PITCH	LENGTH	WIDTH	LUG HEIGHT	PROFILE	CLIP	SKU
3.5"	154"	16"	2.50"	Powder Max Light	1 clip every 2 profiles	504153791
	154"	16"	3.00"	Powder Max Light	1 clip every 2 profiles	504153785
	165"	16"	2.50"	Powder Max Light	1 clip every 2 profiles	504153792
	165"	16"	3.00"	Powder Max Light	1 clip every 2 profiles	504153786
	175"	16"	3.00"	Powder Max Light	1 clip every 2 profiles	504153787
3.00"	154"	16"	3.00"	Powder Max 3 / FlexEdge	1 clip every 2 profiles	504153349
	163"	16"	3.00"	Powder Max 3 / FlexEdge	1 clip every 2 profiles	504153224
	174"	16"	3.00"	Powder Max 3 / FlexEdge	1 clip every 2 profiles	504153234
2.86"	120"	15"	1.25"	ICE Ripper XT	Full clip	504153100
	120"	15"	1.00"	RipSaw	Full clip	504152760
	120"	15"	1.25"	RipSaw	Full clip	504152606
	129"	15"	1.25"	ICE Ripper XT	Full clip	504153345
	129"	15"	1.25"	RipSaw	Full clip	504153344
	129"	15"	1.25"	RipSaw 2 PLY	Full clip	504153346
	129"	15"	1.50"	RipSaw 2 PLY	Full clip	504153347
	129"	15"	1.50"	ICE Ripper XT	Full clip	504154056
	129"	15"	1.60"	Cobra	Full clip	504153420
	137"	15"	1.25"	RipSaw (Silent Drive 2 System)	Full clip	504153789
	137"	15"	1.25"	Ice Ripper XT (Silent Drive 2 System)	Full clip	504154005
	137"	15"	1.25"	Cobra	1 clip every 2 profiles	504152838
	137"	15"	1.25"	ICE Ripper XT	Full clip	504153101
	137"	15"	1.25"	RipSaw	Full clip	504152905
	137"	15"	1.25"	RipSaw 2 PLY	Full clip	504154284
	137"	15"	1.50"	RipSaw	Full clip	504153237
	137"	15"	1.50"	ICE Ripper XT	Full clip	504154057
	137"	15"	1.60"	ICE Cobra 1.6 (REV Gen4 compatible)	Full clip	504153706
	129"	15"	1.60"	ICE Cobra 1.6 (REV Gen4 compatible)	Full clip	504153705
	146"	15"	1.60"	ICE Cobra 1.6 (REV Gen4 compatible)	Full clip	504153717
	146"	15"	1.60"	Cobra	Full clip	504153669



POWDER MAX 3 / FLEXEDGE

POWDER MAX 3

ICE COBRA 1.6

ICE RIPPER XT

PITCH	LENGTH	WIDTH	LUG HEIGHT	PROFILE	CLIP	SKU
2.86"	137"	16"	1.25"	Cobra	1 clip every 2 profiles	504152907
	137"	16"	1.75"	Powder Max	1 clip every 2 profiles	504152803
	137"	16"	1.75"	Powder Max / FlexEdge	Full clip	504153294
	137"	16"	2.25"	Powder Max	Full clip	504153103
	137"	16"	2.25"	Powder Max / FlexEdge	Full clip	504153293
	137"	16"	1.25"	RipSaw	1 clip every 2 profiles	504152734
	146"	16"	2.00"	Powder Max / FlexEdge	1 clip every 2 profiles	504153348
	146"	16"	2.00"	Powder Max	1 clip every 2 profiles	504153670
	146"	16"	2.25"	Powder Max / FlexEdge	1 clip every 2 profiles	504153222
	146"	16"	2.50"	Powder Max 2 / FlexEdge	1 clip every 2 profiles	504153198
	154"	16"	1.50"	Charger	1 clip every 2 profiles	504152761
	154"	16"	2.00"	Powder Max	Full clip	504153173
	154"	16"	2.25"	Powder Max	1 clip every 2 profiles	504153015
	154"	16"	2.25"	Powder Max / FlexEdge	1 clip every 2 profiles	504153223
	154"	16"	2.50"	Powder Max 2	1 clip every 2 profiles	504153009
	154"	16"	2.50"	Powder Max 2 / FlexEdge	1 clip every 2 profiles	504153199
	154"	16"	2.50"	ProLite	1 clip every 2 profiles	504153396
	154"	20"	1.25"	Utility	1 clip every 3 profiles	504152817
	154"	20"	1.50"	Extreme Utility	1 clip every 3 profiles	605613004
	154"	20"	1.50"	Silent Cobra WT	Full clip	504153973
	154"	20"	1.50"	Silent ICE Cobra WT	Full clip	504153974
	154"	20"	1.80"	Cobra WT	Full clip	504154041
	154"	20"	1.25"	ICE Ripper	Full clip	504153036
	154"	20"	1.50"	ICE Ripper	Full clip	504153037
	154"	20"	1.75"	Powder Max	1 clip every 3 profiles	504153133
	163"	16"	2.25"	Powder Max	1 clip every 2 profiles	504153016
	163"	16"	2.50"	Powder Max 2 / FlexEdge	1 clip every 2 profiles	504153200
2.52"	156"	24"	1.25"	ICE Ripper for SWT	Full clip	504153927

TRACTION



COBRA WT

ICE ATTACK XT

RIPS AW II 1.5

BACKCOUNTRY X

CONQUER 280

PITCH	LENGTH	WIDTH	LUG HEIGHT	PROFILE	CLIP	SKU
3.5"	165"	15"	2.8"	Conquer 280	1 clip every 2 profiles	C9340M
	154"	15"	2.8"	Conquer 280	1 clip every 2 profiles	C9341M
3.00"	174"	15"	3.2"	Challenger X3.2	1 clip every 2 profiles	C9311M
2.86"	146"	16"	2.25"	Powder Max	1 clip every 2 profiles	C9064M
	137"	16"	1.6"	ICE Cobra 1.6*	Full clip	C9249C
	137"	15"	1.75"	Backcountry X	Full clip	C9289C
	137"	15"	1.5"	RipSaw II 1.5	Full clip	C9306C
	120"	15"	1.75"	Hurricane 175	Full clip	C9400C
	129"	15"	1.75"	Hurricane 175	Full clip	C9401C
	137"	15"	1.75"	Hurricane 175	Full clip	C9402C
	146"	15"	1.75"	Hurricane 175	Full clip	C9403C
	121"	15"	1.22"	ICE Attak XT	Full clip	C9200H
2.52"	156"	24"	1.75"	Cobra SWT	Full clip	C9260U



*Not compatible with REV Gen4.

TRACTION ACCESSORIES

PHANTOM SHARP STUDS & SUPPORT PLATES BY WOODY'S
5/16" - 1.325"

- All the benefits of 286 Phantom Series studs.
- Unique track design makes it the only traction product available to maintain track warranty and track life.
- Kit complete with stud, nut and support plate.
- The only traction product approved by BRP.

MODELS

REV Gen4, XS, XP, XR - 120" tracks	860200729 • Pack of 84
REV Gen4, XS, XP, XR - 129" & 137" tracks	860200730 • Pack of 96
REV Gen4, XS, XP, XR - (5/16" - 1.325")	860200731 • Pack of 500

286 PHANTOM SERIES STUDS & SUPPORT PLATES BY WOODY'S



- A complete line of traction products developed specifically for Ski-Doo's REV Gen4, XS, XP, XR tracks.
- Due to the unique track design, this is the only traction product available to maintain track warranty and track life.
- Kit complete with stud, nut and support plate.
- The only traction product approved by BRP.

MODELS

REV Gen4, XS, XP, XR - 120" tracks • 5/16" - 1.075"	860200718 • Pack of 84
REV Gen4, XS, XP, XR - 129" & 137" tracks • 5/16" - 1.075"	860200719 • Pack of 96
REV Gen4, XS, XP, XR • 5/16" - 1.075"	860200720 • Pack of 500
REV Gen4, XS, XP, XR - 120" tracks • 5/16" - 1.325"	860200721 • Pack of 84
REV Gen4, XS, XP, XR - 129" tracks • 5/16" - 1.325"	860201281 • Pack of 90
REV Gen4, XS, XP, XR - 137" tracks • 5/16" - 1.325"	860200722 • Pack of 96
REV Gen4, XS, XP, XR • 5/16" - 1.325"	860200723 • Pack of 500

TUNNEL PROTECTOR KIT



- Protects your bulkhead and heat exchangers in all conditions.
- Provides proper protection for stud installation on pre-studded track.
- So unique—patent pending US20160152304.

MODELS

REV-XP fan-cooled 120" & 137", REV-XU Tundra 137"	860200381
REV-XU Expedition (2011 & up) and Skandic SWT, WT	860200757
REV-XP (except fan-cooled), REV-XR, REV-XS 120", 129" & 137"	860200802
REV Gen4 16", 129" and 137" tracks with Ice Ripper track or Woody's studs, REV Gen4 (Wide) 20" with Ice Ripper and Silent Ice Cobra WT.	860201280
REV Gen4 with 129" Ice Cobra, Ice Attak XT track or Ice Ripper XT (Silent Drive 2 System)	860201688
REV Gen4 with 137" Ice Cobra, Ice Attak XT track or Ice Ripper XT (Silent Drive 2 System)	860201692
REV Gen4 with 146" Ice Cobra, Ice Attak XT track or Ice Ripper XT (Silent Drive 2 System)	860201693

DRILL BIT

415128884



To install the studs, always use the installation tools, procedures and torque specified in the instructions. Proper installation provides maximum product longevity and helps prevent track damage. BRP recommends that studs be installed by authorized BRP dealers and on approved pre-patterned tracks only. These tracks come standard on most 2022 Ski-Doo snowmobiles. Look for this symbol on your track. Woody's products are designed to fit and interact with each other. The stud nut and support plate form a complete unit. The use of aggressive skis, ski carbide runners or studs will alter the handling of your snowmobile, particularly in terms of maneuverability, acceleration and braking. Please refer to your Operators Guide for more details.

PROPULSION



PERFORMANCE DRIVE BELTS

- High performance drive belts calibrated to maximize your sled's performance.
- Aramid tensile cords used in construction for extra long life and dependability, also delivers a consistent length with minimal belt shrinkage and minimal length adjustments.
- High tensile reinforced fiber elastomer undercords provide minimal dusting and long term flex life.
- Flexweave overcord for superior adhesion and crack resistance.
- Consistent performance during life of belt.
- Quality you can count on for optimum performance.
- Built with distinctive durability features for mountain, trail or fast tracks.

SKU	DESCRIPTION
REV Gen4, XM, XS, XP, XU, XR, REV	
417300571	850 E-TEC, 900 ACE Turbo R, 900 ACE Turbo – 150
417300531	800R E-TEC (all model years), 800R P-TEK (all model years)
417300558	900 ACE Turbo GT 2019, 900 ACE Turbo – 130
417300551	600R E-TEC, 600 E-TEC, 1200 4-TEC, 900 ACE
417300586	600 EFI
417300367	550 Fan (2010-2011)
415060600	Fan (2009 and prior)
414860700	550 Fan (2012, 2014)
417300585	600 ACE, 550 Fan
RT	
417300189	1000
ZX	
414860700	500, 600 LC
417300585	700, 800 LC
417300067	700 (1999, 2000)
415060600	Fan
417300586	V-1000, 600 SDI (2004), V-800
417300383	800 SDI (2004)
UTILITY [EXCEPT REV Gen4 (WIDE) 20" & REV-XU]	
605348425	All 2008 models, 2007 TUV and SWT V-800
414633800	All Fan Skandic except Tundra
417300326	Tundra RF 300
415060600	Tundra RF 500
417300586	Tundra RF V-800
414827600	Old Tundra 280 Fan
S-CHASSIS	
417300067	Semi-cogged
414860700	Not cogged

PISTON KIT



593 H0 including SDI
Ski 552

415129406
415129542

- Kit includes: piston, rings, piston pin, needle bearing and circlips.

**DRIVE PULLEY CAM FOR QRS
ROLLER SECONDARY CAM**

REV-XP

417126962 • 38°
417127372 • 42°
417127367 • 44°
417127325 • 44°-42°

417126975 • 44°-33°
417127426 • 46°-42°
417127326 • 40°
417127529 • 44°-40°

- Specially designed for the QRS driven pulley.
- For optimal smooth performance and durability.

MAINTENANCE KIT FOR TRA DRIVE PULLEY**MODELS**

- Includes: 1 spring cover assembly, 3 rollers assembly, 1 bushing (siding flange), 6 slider shoes, 6 O-rings, 1 circlip, 3 cotter pins and 3 lever axles.

REV-XP, XR, XS, XM, XU - 2011 (550F),
2011 to 2018 (600 & 600 E-TEC sea-level) **415129624**

REV-XM, XU - 2012 (1200), 2012 to 2018
(600 E-TEC high altitude), 2013 to 2019
Tundra Xtreme **415129625**

REV-XP, XS, XM, XU - 2011 to 2018
(800R P-TEK & 800R E-TEC) **415129626**

REV-XP, XS, XM, XU - 2008 to 2010
(800R P-TEK & 800R E-TEC) **415129627**

REV-XP, XS, XM, XU - 2011 and prior
(1200), 2011 and prior (600 E-TEC high
altitude) **415129708**

MAINTENANCE KIT FOR DRIVE PULLEY
(Not illustrated)

All 2016 and up eDrive 2 Clutch with heptagonal roller.

415130055

- Includes: 6 rollers assembly, 12 slider shoes, 3 O-rings.

**FLOATING QRS SHORT SHAFT
CONVERSION KIT**

Fits 600 CARB, 600 E-TEC, 800 P-TEK and 800 E-TEC engines

860200832

- Conversion kit allows installation of a removable floating secondary pulley.
- Also provides ability to remove driven pulley without removing countershaft.
- Includes gun-drilled lightweight shaft and all necessary parts and hardware for conversion.

EDRIVE 2 CLUTCH

4-TEC 1200 only 2010 and up

415130054

- With double the number of rollers and arms compared to TRA designs, this clutch is designed for low maintenance and long life with 4-stroke powertrains.

NGK[†] SPARK PLUGS**MODELS**

- You'll see a difference with genuine NGK spark plugs.
- Solid steel terminal reduces the chance of arcing in the plug cap, which may interfere with the electric component.
- A necessity in today's ignition systems.

BR9-ES **219703120**

600 CARB, 800 P-TEK - BR9-ECS
(Gap 0.8 mm) **415128524**

600 H.O. E-TEC - PZFR6F **415130430**

1200 4-TEC - CR8EKB **415129429**

800R E-TEC - PFR7AB **415129484**

600 ACE - MR7B18 **415129670**

900 ACE - MR8D18 **415129944**

850 E-TEC, 600R E-TEC - ILKR8Q **415130154**

850 E-TEC Turbo - ILKR9Q **415130211**

550F, 600RS - BR9ECS **512059552**

900 ACE Turbo - LMAR9AI-8 **715900492**

600 CARB, 800R P-TEK - BR8ECS
(Gap 0.8 mm) **512060029**

600 EFI - BPR8ES **415130429**

ELECTRICAL

YUASA¹ BATTERIES



- Maintenance free.
- No need to add water but periodic charging required when not in use.
- Absorbed Glass Mat (AGM) Separators—an advanced battery technology that eliminates the need to ever add water.
- Advanced lead-calcium technology—holds its specific gravity more than 3 times longer than conventional lead antimony batteries.

MODELS

14 Amps Dry (12N14-3A)	42215
20 Amps Dry (Y50N18L-A)	410301201
3 Amps Wet (YTX4L-BS)	410301204
18 Amps Wet (YTX20L-BS)	410301204
18 Amps Wet (YTX20HL-PW)	415129898
21 Amps Wet (YTX24HL-BS)	410922962
30 Amps. Wet (YIX30L)	515176151

CTEK BRP 5.0 CHARGER

860200997





MAINTENANCE

OILS & MAINTENANCE PRODUCTS

ENGINE OILS

XPS 2T E-TEC SYNTHETIC OIL

779281 • 1 quart / 946 ml
779282 • 1 US gallon / 3.785 L
779283 • 2.5 US gallons / 9.46 L



- Specifically engineered to meet the unique needs of Rotax engines, it provides maximum protection against engine wear in E-TEC engines.
- Uses a highly effective package to keep engine parts lubricated, clean and free of wear.

- This low smoke, low odor formula also allows for maximum engine performance.
- Can be used in direct, semi-direct fuel injection system and high performance carbureted 2-stroke engines.

XPS 2T SNOWMOBILE SYNTHETIC BLEND OIL

779649 • 3.785 L



- Designed for all oil injection or pre-mix 2-stroke snowmobiles with electronic fuel injection or carbureted engines.
- Recommended engine oil for Rotax 600 EFI engine.
- Facilitates cold starting with low smoke emissions.

- Ensures maximum protection against wear by keeping the engine parts lubricated and clean.

XPS 2T SNOWMOBILE PREMIUM MINERAL OIL

779277 • 3.785 L
779278 • 9.46 L
779279 • 18.92 L



- Powersport formula with premium anti-wear and anti-corrosion additives.
- The carefully balanced additives optimize detergency and lubrication through a broad range of operating temperatures.

- Additional corrosion protection for wet environments and during storage.
- Safe for winter/snowmobile use.

XPS 4T OW-20 EXTREME COLD SYNTHETIC OIL

779294 • 1 quart / 946 ml
779295 • 1 US gallon / 3.785 L



- EXTREME COLD engine oil is state-of-the-art, developed for easier cold starts in the most frigid, harshest winter climates.
- The custom formula promotes fast oil flow from the sump to critical engine components to ease starting.

- Protects 4-stroke snowmobiles, ATVs and power equipment from cold start engine wear.

XPS 4T OW-40 SYNTHETIC OIL

779286 • 1 quart / 946 ml
779287 • 1 US gallon / 3.785 L



- Powersport formula with premium anti-wear and anti-corrosion additives.
- The best choice for high-performance snowmobile, ATV and SXS 4-stroke engines used in cold weather.

- Provides superior engine and transmission protection against heat, rust and corrosion.
- Delivers optimal performance in high and low temperature.

MAINTENANCE PRODUCTS

OIL FILTER



- Use on all Ski-Doo engines. See your dealer for details

EXTENDED LIFE PRE-MIXED COOLANT

619590204
5 years (orange) - 1 quart / 946 ml



- Antifreeze/coolant contains the correct dilution and the necessary additives to prevent corrosion and inhibit cavitation in BRP cooling systems.
- Long-life, 5-year formula specially formulated for BRP vehicles.
- Superior heat transfer.
- Ideal replacement for vehicles that normally use a 2-year antifreeze/coolant (green).
- 5 years (orange).

DOT 4 BRAKE FLUID

779207 • 12 fl. oz. / 355 ml



- Meets or exceeds all DOT3 and DOT4 brake fluid requirements.
- High-temperature formula resists fade, and also conditions seals and O-rings in braking system.

HIGH PERFORMANCE SUSPENSION FLUID (FOR FOX® SHOCKS)

779219 • 1 qt. / 946 ml
779210 • for FOX shocks



- Engineered viscosity for optimized performance in cold weather conditions.

SYNTHETIC CHAINCASE OIL

779185 • 12 fl. oz. / 355 ml



- Specially developed for high-performance Ski-Doo models, it represents the best in state-of-the-art chaincase lubrication.
- This multigrade full-synthetic formula flows well at cold temperatures and won't break down at high temperatures.
- Made with additives that protect internal components from wear and corrosion, and also conditions seals.
- Not for use in 2-speed snowmobile transmissions on Expedition, Skandic utility models.

SYNCHROMESH TRANSMISSION SYNTHETIC OIL

779211 • 24 fl. oz. / 710 ml



- Uses a unique combination of synthetic base stocks and additives that allow higher loads, superior shear stability and reduced oxidation compared to other synthetics and conventional API GL-5 gear oils.
- Its tremendous thermal stability and constant viscosity give exceptional wear protection and superior performance for excellent low-temperature characteristics and improved gear protection at higher temperatures.
- Recommended for use in all Ski-Doo and Lynx synchromesh transmissions requiring 75W-140 API GL-5 gear oils.
- Offers added assurance during extended drain intervals.
- Exceeds API GL-5 specifications.

ANTI-CORROSIVE LUBRICANT

619590093 • 12 oz. / 340 g



- Multipurpose lubricant that can also be used to prevent rust, corrosion and moisture intrusion.
- It contains extreme pressure additives that work as an all-around lubricant for just about anywhere lubrication is needed.

FUEL STABILIZER**779183** • 8 fl. oz. / 240 ml

- Ethanol-compatible and will stabilize fuel in your tank to keep it from breaking down and causing hard starting, throttle hesitation and poor run quality.
- Ethanol attracts moisture, and this product contains powerful anti-corrosion additives to protect fuel system components.
- Prevents problems associated with E10 fuels.

FUEL TREATMENT CARBURETOR CLEANER**779184** • 12 fl. oz. / 355 ml

- Complete fuel treatment specially formulated to prevent small engine problems caused by ethanol-blended fuels.
- It removes fuel system gum and varnish that may have accumulated during storage, stabilizes fuel against breakdown for 12 months or more, and adds corrosion protection from moisture for short- and long-term storage.
- It also helps restore throttle response and easy starting.
- It can be used periodically to maintain fuel system integrity, keep carburetor jets clean, and also combat moisture problems caused by ethanol-blended fuels to keep ferrous and soft metal parts clean and free of corrosion.

STORAGE OIL**619590094** • 12 oz. / 350 g

- High-performance fogging oil designed to protect internal engine parts from rust and corrosion.
- It coats engine internals throughout the whole storage period and is burned away through combustion when engine is started.
- Protects engines during non-use or storage.
- Burns complete upon start up.

MICROFIBER TOWELS**219701759** • Pack of 2

- Made from extremely fine fibers whose soft surfaces have been perfected for use in drying and polishing.

OIL FILL SUPPORT RING**519000296**





APPAREL

// APPAREL

114 TECHNOLOGY GUIDE

119 HELMETS

122 GOGGLES

123 RIDING GEAR

129 MITTS & GLOVES

131 BOOTS & SOCKS

132 HEADWEAR & BALACLAVAS

134 BASE LAYERS

136 MID LAYERS

137 MEN'S SPORTSWEAR

140 LADIES' SPORTSWEAR

142 KIDS & TEEN WEAR

145 TEKVEST

145 BAGS

146 SIZING CHART

TECHNOLOGY GUIDE

// SPECIAL EDITION OXYGEN HELMET

> See complete details on page 119.



HEATED CHAMBER TO KEEP
THE SUN VISOR FOG FREE

UNOBSTRUCTED PANORAMIC FIELD
OF VISION FOR INCREDIBLE MASK-LESS
RIDING EXPERIENCE

AMBER SUN VISOR

NCS SYSTEM: REDUCES OUTSIDE NOISE

HEATED VISOR WITH REMOTE CONTROL
OPERATION AND HEAT LEVEL INDICATOR LIGHTS

NEW
ADDED PREMIUM COMFORT
EXCLUSIVE MATERIAL LINING



NEW
CHIN CURTAIN WITH VENTILATION
FOR VERSATILE PROTECTION

BATTERY-LESS REAR LED LIGHT

E LinQ REAR MAGNET CONNECTOR

NEW
REMOVABLE BACK CURTAIN
FOR REDUCED AIR INTRUSION

LIGHTWEIGHT M-FORGE® COMPOSITE SHELL
BETTER IMPACT PROTECTION IN COLD
CONDITIONS THAN CARBON FIBER

1,800 g ± 50 g for smaller shell (XS-L)
1,900 g ± 50 g for larger shell (XL-3XL)

Sustainability
meets Performance

SYMPATEX® MEMBRANE

Discover the performance of Sympatex membrane.

LIFETIME WARRANTY

**PTFE-FREE
AND PFC-FREE
MEMBRANES
AND LAMINATES**

**100% RECYCLABLE
MEMBRANE & RECYCLABLE
AND RECYCLED LAMINATES**

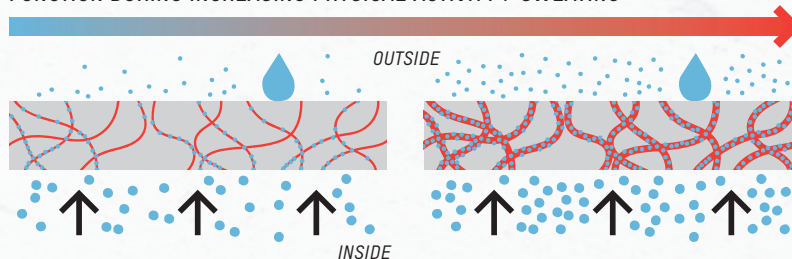
**100% WINDPROOF
AND WATERPROOF
PROTECTION**

DYNAMIC BREATHABILITY

In addition to being windproof and having superior waterproof performance, Sympatex adjusts to your body's temperature by letting more moisture pass through as needed—dynamic breathability—something a porous PTFE membrane cannot do. Sympatex also doesn't clog, or stretch out like PTFE. It's time to move it up a level with Sympatex.

COMPACT SYMPATEX MEMBRANE

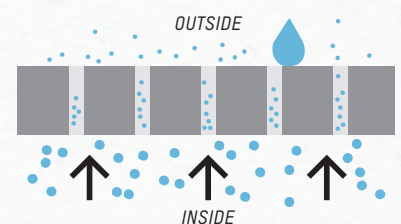
FUNCTION DURING INCREASING PHYSICAL ACTIVITY / SWEATING



Water droplets Water vapour molecules Hydrophilic polyether Hydrophobic polyester

MICROPOROUS MEMBRANE (PTFE)

PHYSICAL PRINCIPAL



Pore Including PTFE

// THE ABSOLUTE 0 JACKET TECHNOLOGIES

DESIGNED FOR THE HARSHTEST COLDEST RIDING CONDITIONS

The new and improved Absolute 0 jacket is the warmest jacket in our lineup, meant for the harshest of conditions. This weatherproof jacket, will ensure absolute comfort and warmth no matter the weather at hand.

> See complete details on pages 174.



REMOVABLE AND ADJUSTABLE COLLAR

To seal air entry.

PRIMALOFT®

The highest performance insulation, ultimate warmth to weight.

SYMPATEX® MEMBRANE

100% waterproof windproof, and highly breathable.

RADIANT CORE

Thermal reflective technology, for added heat conversion.

100% SEAMS AND LOGOS SEALED

WATER-RESISTANT YKK ZIPPERS AT POCKETS

CENTER FRONT QUADRUPLE INSULATED FLAPS

For heat retention and wind protection

E LinQ CONNECTOR SYSTEM

To connect to your heated visor shield and tucks in nicely when disconnected.

AVAILABLE COLORS



Black with graphics



Black



Heather Grey

// THE HELIUM JACKET TECHNOLOGIES

DESIGNED TO ADAPT TO NATURE'S TOUGHEST CHALLENGES SO YOU CAN HAVE THE MOST COMFORTABLE RIDE

The Helium jacket is specially designed for our rider's toughest challenges. The helium jacket and layering system is conceptualized to adapt to the rider and weathers toughest challenges.

> See complete details on pages 169-170.



ADJUSTABLE NON REMOVABLE HOOD

SYMPATEX® MEMBRANE

Two layer membrane; for ultimate comfort, performance and better mobility. 100% waterproof windproof, and highly breathable.

OFFSET FRONT ZIPPER

For optimal comfort at chin.

TWO SIDE POCKETS PLACED HIGH

For avalanche backpack strap.

100% SEAMS AND LOGOS SEALED

LIGHTWEIGHT,

while still providing protection to the elements.

WATER-RESISTANT YKK ZIPPERS

AVAILABLE COLORS



Army Green



Blue Teal



Orange



Coral





M-FORGE® COMPOSITE TECHNOLOGY

Delivers helmets with superior performance and lightweight.



**UP TO 40%
LIGHTER
THAN OTHER
EQUIVALENT
MATERIALS**

Less strain on the rider's neck for a more comfortable riding experience.



**EXCELLENT
IMPACT
PERFORMANCE**



**BEST-IN-CLASS
LOW ENERGY
REPEAT IMPACT
RESISTANCE**



**ABSORBS
MORE ENERGY**
than comparable materials
resulting
in an outstanding reduction
of rebound speed after
impact.



WEATHERABILITY



ECO-FRIENDLY

M-FORGE® COMPOSITE is a patented technology and registered trademark of MAT GROUP™.

LEARN MORE AT WWW.M-FORGE.COM

#MForgeCompositeRevolution

HELMETS

OXYGEN HELMETS

NEW OXYGEN SE HELMET



929027 • XS, S, M, L, XL, 2XL, 3XL

Army Green [77], Lava Red [17]



- 4-year limited warranty.
- Special Edition.
- Lightweight M-FORGE® Composite for better impact resistance in extreme conditions – 20% lighter than the BV2S helmet and 16% lighter than the Modular helmet.
- Sun visor heated chamber.
- Amplified heated visor with pivot contact system.
- Offered with retractable amber sun visor for best vision in snow conditions.
- Prescription eyeglasses friendly.
- Adjustable humidity extractor vents.
- Unobstructed panoramic field of vision for an incredible mask-less riding experience.
- Durable anti-fog and anti-scratch coatings.
- NCS System: Reduces noise up to 2 times more than the BV2S helmet and up to 3 times more than the Modular helmet.
- Robust detents allow precise opening adjustments for airflow.
- Optional front LED utility light.
- Lightweight battery-less rear LED light for added rider safety.
- E LinQ rear magnet connector.
- Unique remote control with visor heat indicators.
- Ready to receive communication system.
- Operate all features with gloved hands.
- 2 shell sizes for better fit and comfort.
- Ratcheting quick-release chin strap.
- Recyclable helmet shell for minimal environmental impact.
- Aerodynamic shape to reduce neck fatigue.
- New chin curtain with ventilation for versatile protection.
- New removable back curtain for reduced air intrusion.
- Added premium comfort exclusive material lining.
- 1850 g ± for large shell.
- D.O.T. approved.

OXYGEN HELMET



929019 • XS, S, M, L, XL, 2XL, 3XL

White [01], Black [90], Matte Black [93]



- 4-year limited warranty.
- Now available in XS and Matte Black color.
- Lightweight M-FORGE® Composite shell for better impact resistance in extreme conditions – 20% lighter than the BV2S helmet and 16% lighter than the Modular helmet.
- Sun visor heated chamber.
- Amplified heated visor with pivot contact system.
- Offered with retractable amber sun visor for best vision in snow conditions.
- Prescription eyeglasses friendly.
- Adjustable humidity extractor vents.
- Unobstructed panoramic field of vision for an incredible mask-less riding experience.
- Durable anti-fog and anti-scratch coatings.
- NCS System: Reduces noise up to 2 times more than the BV2S helmet and up to 3 times more than the Modular helmet.
- Robust detents allow precise opening adjustments for airflow.
- Optional front LED utility light.
- Lightweight battery-less rear LED light for added rider safety.
- E LinQ rear magnet connector.
- Unique remote control with visor heat indicators.
- Ready to receive communication system.
- Operate all features with gloved hands.
- 2 shell sizes for better fit and comfort.
- Ratcheting quick-release chin strap.
- Recyclable helmet shell for minimal environmental impact.
- Aerodynamic shape to reduce neck fatigue.
- 1850 g ± for large shell.
- D.O.T. approved.

LED UTILITY LIGHT

[Not illustrated]

929006 • One size

Black [90]

- Optional part.

OXYGEN NCS REMOVAL PADS

[Not illustrated]

929023 • One size

Black [90]

- OXYGEN helmet noise cancelling system (NCS) replacement pads.

OXYGEN HEAD LINER (MY21+)

[Not illustrated]

929024 • XS

Black [90]

OXYGEN CHEEK PADS SET (MY21+)

[Not illustrated]

929025 • XS

Black [90]

OXYGEN CHEEK PADS EPS

[Not illustrated]

929026 • S (Fits XS/S)

Black [90]

NEW HELMET SERVICE PAD

448695 • One size

Black [90]

- 100% Plastic.



NEW OXYGEN SE HEADLINER**929032** • XS, S, M, L, XL, 2XL, 3XLCharcoal Grey **(07)**

- 50% Foam, 40% Fabric, 10% Plastic.
- Replacement Headliner for OXYGEN SE helmet.

NEW OXYGEN SE CHIN CURTAIN**929029** • L (Fits XS/S/M/L),
2XL (Fits XL/2XL/3XL)Black **(90)**

- 75% Foam, 25% Plastic.
- Replacement chin curtain for OXYGEN SE helmet.

NEW OXYGEN SE CHEEK PADS SET**929031** • XS, S, M, L, XL, 2XL, 3XLCharcoal Grey **(07)**

- 50% Foam, 40% Fabric, 10% Plastic.
- Replacement Cheek Pad set for OXYGEN SE helmet.

NEW OXYGEN SE CUSTOMIZATION KIT

DEALERS ONLY (Not illustrated)

929033 • One sizeCharcoal Grey **(07)**

-

- 50% Foam, 40% Fabric, 10% Plastic.
- Dealer Customization kit for OXYGEN SE helmet.
- Kit includes: 4 set of NCS removal pads, 3 sets of cheek pads, 2 x XS (44mm), 2 x L (38mm) 2 x 3XL (32mm).

NEW OXYGEN INTERNAL CHIN COVER**929034** • One sizeBlack **(90)**

- 99% Plastic, 1% Metal
- Replacement Chin curtain for OXYGEN helmet

NEW OXYGEN DEALER CUSTOMIZATION KIT

DEALERS ONLY (Not illustrated)

929030 • One sizeClear **(00)**

-

- 50% Foam, 40% Fabric, 10% Plastic.
- Dealer Customization kit for OXYGEN helmet.
- Kit includes: 4 set of NCS removal pads, 3 sets of cheek pads, 2 x XS (44mm), 2 x L (38mm) 2 x 3XL (32mm).

MODULAR 3 HELMETS**MODULAR 3 SKI-DOO HELMET**

DOT

448628 • S, M, L, XL, 2XL, 3XLBlack with graphics **(94)**

- 4-year limited warranty.
- Built-in Clear Vision Technology with optically-correct dual lens visor.
- Ready to receive communication system.
- Adjustable sunshield lowers or raises at the touch of a button.
- Front push-button release integrated into jaw section.
- Breath Evac fog-resistant mask system.
- Quick-release chin strap.
- Spacious design allows room for eyeglasses.
- D.O.T. approved.

MODULAR 3 HELMET

DOT

447963 • S, M, L, XL, 2XL, 3XLWhite **(01)**, Black **(90)**

- 4-year limited warranty.
- Built-in Clear Vision Technology with optically-correct dual lens visor.
- Ready to receive communication system.
- Adjustable sunshield lowers or raises at the touch of a button.
- Front push-button release integrated into jaw section.
- Breath Evac fog-resistant mask system.
- Quick-release chin strap.
- Spacious design allows room for eyeglasses.
- D.O.T. approved.

MODULAR 3 ELECTRIC SE HELMET

DOT

447964 • S, M, L, XL, 2XL, 3XLBlack **(90)**

- 4-year limited warranty.
- Built-in Clear Vision Technology with optically-correct dual lens visor.
- Ready to receive communication system.
- Adjustable sunshield lowers or raises at the touch of a button.
- Front push-button release integrated into jaw section.
- Breath Evac fog-resistant mask system.
- Quick-release chin strap.
- Spacious design allows room for eyeglasses.
- D.O.T. approved.

BV2S HELMET

BV2S HELMET

DOT

447404 • S, M, L, XL, 2XL, 3XL

Black (90)



- 4-year limited warranty.
- Dual lens visor featuring Clear Vision Technology with 180° peripheral vision.
- Lever-activated sunshield.
- BV2S fog-resistant mask system with soft surgical rubber seal and easy adjust knob.

- Front push-button release for jaw piece.
- Removable and washable inner liner.
- Integrated backlight (batteries included).
- Quick-release chin strap.
- Shell: Polycarbonate Composite.
- D.O.T. approved

EX-2 MOTION, XC-4, XP-X AND CROSS HELMETS

SKI-DOO EX-2 MOTION ELECTRIC HELMET

DOT

448629 • XS, S, M, L, XL, 2XL

Red (30)




- 4-year limited warranty.
- Removable aerodynamic peak.
- Lockable, multi-position and fog-free heated shield.
- Interchangeable retractable sun visor.

- Ultra-comfortable and washable lining.
- Advanced plastic composite shell.
- Oversized chin deflector for cold weather protection.
- Adjustable air vents and exhausts.
- D.O.T. approved.

NEW SKI-DOO XC-4 ELEVATION HELMET RPM PEAK

448691 • One size

Charcoal Grey (07),
Hi-Vis Yellow (26), Light Blue (81)

- 100% Plastic.
- Replacement Visor for XC-4 helmet [2022].

NEW XP-X HELMET RPM PEAK

448692 • One size

Army Green (77),
Charcoal Grey (07), Lava Red (17)

- 100% Plastic.
- Replacement Peak for XP-X Helmet.

NEW XP-X PEAK HELMET



DOT ECE22.05

448767 • XS, S, M, L, XL, 2XL

Army Green (77),
Charcoal Grey (07), Lava Red (17)

- 4-year limited warranty.
- M-Forge Composite.
- AEGIS[®] antimicrobial treatment prevents odor and bacteria.
- Aerodynamic visor.
- Removable and washable premium high comfort liner.
- 8 vents provide improved airflow.

- Micrometric chin strap attachment - Easy one-hand opening, even with gloves (not approved for racing applications).
- D.O.T. and E.C.E. certified.
- 1210 g ± 50 g for small shell (Sizes: XS, S & M).
- 1265 g ± 50 g for large shell (Sizes: L, XL & 2XL).

NEW SKI-DOO XC-4 ELEVATION HELMET

DOT ECE22.05

448632 • XS, S, M, L, XL, 2XL

Charcoal Grey (07),
Hi-Vis Yellow (26), Light Blue (81)

- 80% Polycarbonate, 20% ABS.
- 4-year limited warranty.
- Weight: ±1420 g for size Large.
- Shell construction is super light polycarbonate with impact absorbing liner.
- Fully adjustable visor system.

- Front and rear hi-max air vent system to maximize cooling effect.
- Removable, washable and replaceable moisture-wicking liner.
- Winter breath deflector.
- Might weight double-D chin strap.
- D.O.T. and E.C.E. certified.

NEW MAGNETIC FACE SHIELD

447819 • One size

Black (90), Hi-Vis Yellow (26)



- 95% Nylon, 5% TPU.
- Works with XP-X or XC4.



// PLEASE REFER TO THE SKI-DOO 2022 YELLOW BOOK FOR THE COMPLETE LIST OF HELMET REPLACEMENT PARTS.

GOGGLES

TRENCH GOGGLES

NEW SKI-DOO TRENCH GOGGLES

448689 • One size

Black (90), Charcoal Grey (07),
Coral (13), Red (30)

The Ski-Doo Trench goggle features a distortion free double lens that's anti-scratch and anti-fog.

- 60% Plastic, 25% Fabric, 15% Foam .
- Thermo-formed 3 layer face foam for great comfort and fit.
- No-slip silicone strap keeps goggles in place.
- Injection-molded cylindrical lens provides distortion free vision and enhanced impact resistance.
- Vibrant lens tint with light silver mirror that increases visual acuity in extremely flat and low light conditions.
- Removable nose guard for protection against cold and debris.

NEW TRENCH GOGGLES RPM SINGLE LENS (UV)

(Not illustrated)

448697 • One size

Clear (00)

- 100% Plastic.
- Clear single pane replacement lens for Ski-Doo Trench Goggles.

NEW TRENCH GOGGLES RPM DUAL LENS (UV)

(Not illustrated)

448702 • One size

Pink (36)

- 100% Plastic.
- Pink tinted dual pane replacement lens for Ski-Doo Trench Goggles.

NEW TRENCH GOGGLES RPM NOSE GUARD

448708 • One size

Black (90)



- 100% Plastic.
- Replacement Nose Guard for Ski-Doo Trench Goggles.

EDGE GOGGLES

NEW SKI-DOO EDGE GOGGLES

448699 • One size

Charcoal Grey (07),
Hi-Vis Yellow (26), Lava Red (17)

- 60% Plastic, 25% Fabric, 15% Foam.
- The Ski-Doo Edge goggle features Injection-molded PC cylindrical lens.
- Anti-scratch, anti-fog performance while provides distortion free vision and enhanced impact resistance.
- Thermo-formed 3 layers face foam offers best fitting.
- No-slip silicone strap keeps goggles in place.
- Removable nose guard for extra deflection against roost and debris.
- Bonus lens included: A vibrant lens tint with light silver mirror that increase visual acuity in extremely flat and low light conditions.
- Hi-Vis Yellow and Charcoal Grey: Grey based lens tint with mirror coating designed to reduce overall brightness while preserving 100 percent normal colour recognition.
- Lava Red: Amber based lens tint with mirror coating designed to filters out blue light for enhanced shadow contrast in moderately flat light conditions.

NEW SKI-DOO EDGE GOGGLES RPM NOSE GUARD

448703 • One size

Black (90)



- 100% Plastic.
- Replacement Nose Guard for Ski-Doo 2022 Edge Goggles.

NEW SKI-DOO EDGE GOGGLES CHROMED RPM LENS (UV)

(Not illustrated)

448672 • One size

Blue (80), Chrome (99), Gold (11),
Hi-Vis Yellow (26), Lava Red (17),
Red (30)

- 100% Plastic.
- Replacement lens for Ski-Doo Edge Goggles.
- Chrome finish.
- Dual pane anti-fog lens also treated to repel water.
- Storage pouch that doubles as a cleaning cloth.

NEW SKI-DOO EDGE GOGGLES RPM LENS (UV)

(Not illustrated)

448688 • One size

Pink (36)

- 90% Plastic, 5% Super Tacky Foam, 5% Magnet
- Replacement lens for Ski-Doo Edge Goggles.
- Tinted finish.
- Dual pane anti-fog lens also treated to repel water.
- Storage pouch that doubles as a cleaning cloth.

RIDING GEAR

DEEP SNOW

MEN'S

NEW HELIUM JACKET

SympaTex®

440919 • XS, S, M, L, XL, 2XL, 3XL

Army Green [77], Blue Teal [19],
Orange [12]

- Sympatex 2-Ply Laminated Polyester.
- Lifetime warranty with the Sympatex membrane.
- 100% sealed seams and logos.
- 100% windproof, waterproof and highly breathable Sympatex membrane.
- Water-resistant YKK zippers.

- Powder skirt.
- Adjustable non removeable hood.
- Offset front zipper for optimal comfort at chin.
- Backpack friendly underarm venting.
- Reflective details for optimized visibility.
- Two side pockets placed high for avalanche backpack strap
- Inner wrist gaiters with thumb hole

WARMTH



WATERPROOFNESS/WINDPROOFNESS



BREATHABILITY



NEW HELIUM HIGHPANTS

SympaTex®

441667 • S, M, L, XL, 2XL, 3XL

Black [90], Charcoal Grey [07]
Black [90]

- Outershell: 100% Sympatex 2-Ply laminated Polyester.
- Reinforcement: 100% Nylon Cordura.
- Lifetime warranty with the Sympatex membrane.
- 100% seams and logos sealed.
- 100% windproof, waterproof and highly breathable Sympatex membrane.
- Stretch fabric at waist.
- 2 thigh pockets and 1 bib pocket.

- Mesh at back bib panel.
- Fleece at seat.
- Shaped, reinforced and padded knees and shins.
- Extra long removable knee pads.
- Storm gaiters with boot to lace snap connector.
- Reinforcement at inner legs for abrasion resistance.
- 2-way full-length water-resistant side zippers.
- Reflective details.

WARMTH



WATERPROOFNESS/WINDPROOFNESS



BREATHABILITY



NEW REVY ONE-PIECE SUIT

440913 • XS, S, M, L, XL, 2XL, 3XL

Army Green [77], Blue Teal [19]



- 100% waterproof, breathable and windproof.
- 100% seams and logos sealed.
- 360° reflective details for maximum visibility.
- Reinforced fabric at knees, inner legs and back seat.
- Adjustable collar, wrists, waist and inner suspender system.

- Detachable hood.
- 1 deep chest pocket, 1 cargo size pocket at thigh and 2 hand pockets.
- Underarm venting.
- Water-resistant YKK zippers
- Side leg opening.
- Inner wrist gaiters with thumb hole.
- Leg storm gaiter.

WARMTH



WATERPROOFNESS/WINDPROOFNESS



BREATHABILITY



DEEP SNOW

LADIES'

NEW HELIUM JACKET

SympaTex®

440892 • XS, S, M, L, XL, 2XL, 3XL

Coral [13]



- Sympatex 2-Ply laminated Polyester.
- Lifetime warranty with the Sympatex membrane.
- 100% sealed seams and logos.
- 100% windproof, waterproof and highly breathable Sympatex membrane.
- Water-resistant YKK zippers.

- Powder skirt.
- Adjustable non removable hood.
- Offset front zipper for optimal comfort at chin.
- Backpack friendly underarm venting.
- Reflective details for optimized visibility.
- Two side pockets placed high for avalanche backpack strap.
- Inner wrist gaiters with thumb hole.

WARMTH
● ○ ○ ○ ○

WATERPROOFNESS/WINDPROOFNESS
● ● ● ● ●

BREATHABILITY
● ● ● ● ●

NEW HELIUM HIGHPANTS

SympaTex®

441668 • XS, S, M, L, XL, 2XL

Black [90]



- Outershell 100% Sympatex 2-Ply laminated Polyester.
- Reinforcement 100% Nylon Cordura.
- Lifetime warranty with the Sympatex membrane.
- 100% seams and logos sealed.
- 100% windproof, waterproof and highly breathable Sympatex membrane.
- Stretch fabric at waist.
- 2 thigh pockets.

- Mesh at back bib panel.
- Fleece at seat.
- Shaped, reinforced and padded knees and shins.
- Extra long removable knee pads.
- Storm gaiters with boot to lace snap connector.
- Reinforcement at inner legs for abrasion resistance.
- 2-way full-length water-resistant side zippers.
- Reflective details.
- Drop seat design.

WARMTH
● ○ ○ ○ ○

WATERPROOFNESS/WINDPROOFNESS
● ● ● ● ●

BREATHABILITY
● ● ● ● ●

CROSSOVER

MEN'S

NEW MCODE JACKET WITH INSULATION

440897 • S, M, L, XL, 2XL, 3XL

Army Green [77], Black [90], Blue Teal [19]



- 3-in-1 construction that combines a shell and a zipped-in puffy jacket with 200g of Thermal Loft insulation.
- 100% waterproof, breathable and windproof.
- 100% seams and logos sealed.
- 360° reflective details for maximum visibility.

- 2-way zipper to improve comfort in sitting position.
- E LinQ connect: Inner wiring and D-ring attach for helmet cable.
- Zipper puller on Army Green version: Red.
- Zipper puller on Blue Teal version: Orange.
- Zipper puller on Black version: Yellow.

WARMTH
● ● ● ● ○

WATERPROOFNESS/WINDPROOFNESS
● ● ● ● ○

BREATHABILITY
● ● ● ● ○

NEW REVY INSULATED ONE PIECE SUIT

440914 • XS, S, M, L, XL, 2XL, 3XL

Heather Grey [27]



- Nylon, Polyester.
- 100% waterproof, breathable and windproof.
- 100g of Thermal Loft insulation all over.
- 100% seams and logos sealed.
- 360° reflective details for maximum visibility.
- Reinforced fabric at knees and inner legs.
- Removable and adjustable suspenders.

- Polar fleece at back seat.
- 1 deep chest pocket, 1 cargo size pocket at thigh and 2 hand pockets.
- Inner wrist gaiters with thumb hole.
- Adjustable waistband.
- Leg storm gaiter.
- Underarm venting.
- Drop seat design.

WARMTH
● ○ ○ ○ ○

WATERPROOFNESS/WINDPROOFNESS
● ● ● ● ○

BREATHABILITY
● ● ● ● ○

LADIES'

NEW MCODE JACKET WITH INSULATION

- 3-in-1 construction that combines a shell and a zipped-in puffy jacket with 200g of Thermal Loft insulation.
- 100% waterproof, breathable and windproof.
- 100% seams and logos sealed
- 360° reflective details for maximum visibility.

440915 • XS, S, M, L, XL, 2XL

Army Green [77], Blue Teal [19]

- 2-way zipper to improve comfort in sitting position.
- E LinQ connect: Inner wiring and D-ring attach for helmet cable.
- Zipper puller on Blue Teal version: Coral.
- Zipper puller on Army Green version: Dark plum.

WARMTH

● ● ● ● ○

WATERPROOFNESS/WINDPROOFNESS

● ● ● ● ● ○

BREATHABILITY

● ● ● ● ● ○

NEW REVY INSULATED ONE PIECE SUIT

- Nylon, Polyester.
- 100% waterproof, breathable and windproof.
- 100g of Thermal Loft insulation all over.
- 100% seams and logos sealed.
- 360° reflective details for maximum visibility.
- Reinforced fabric at knees and inner legs.
- Removable and adjustable suspenders.

440912 • XS, S, M, L, XL

Light Blue [81]

- Polar fleece at back seat.
- 1 deep chest pocket, 1 cargo size pocket at thigh and 2 hand pockets.
- Inner wrist gaiters with thumb hole.
- Adjustable waistband.
- Leg storm gaiter.
- Underarm venting.
- Drop seat design.

WARMTH

● ● ● ● ○

WATERPROOFNESS/WINDPROOFNESS

● ● ● ● ● ○

BREATHABILITY

● ● ● ● ● ○

TRAIL PERFORMANCE

NEW X-TEAM JACKET

- Nylon, Polyester.
- 100% waterproof, breathable and windproof.
- Insulation: 200g PrimaLoft Black.
- Radiant Core technology to keep you warm.
- 100% seams and logos sealed.
- Double center front flap insulated for heat retention and wind protection.
- Polar fleece at front body and top arms for added warmth
- Reflective Ski-Doo logos for maximum visibility.

440894 • XS, S, M, L, XL, 2XL**440900** • 3XL, 4XL, 5XLBlack [90], Heather Grey [27],
Hi-Vis Yellow [26], Red [30]Black [90], Heather Grey [27],
Hi-Vis Yellow [26]

- E LinQ connect: Inner wiring and D-ring attach for helmet cable.
- Additional removable collar to seal air entry.
- Customizable zipper puller: choices of two options by jacket.
- Powder skirt.
- Shaped sleeves.
- Reflective details on sleeves and at back.
- Inner wrist gaiter with thumb hole.
- Water-resistant YKK zippers.

WARMTH

● ● ● ● ○

WATERPROOFNESS/WINDPROOFNESS

● ● ● ● ● ○

BREATHABILITY

● ● ● ● ● ○

MEN'S

NEW X-TEAM HIGHPANTS

- Nylon, Polyester.
- Insulation: 200g PrimaLoft Black.
- Highly windproof, waterproof and breathable.
- 100% seams and logos sealed.
- Articulated, padded and shaped knees.
- Adjustable waist.

441660 • XS, S, M, L, XLS, XL, 2XLBlack [90],
Heather Grey [27]

- Full-length side zippers.
- Reinforced seat, knees and inner legs.
- Water-resistant YKK zippers at pockets.
- Storm gaiters.
- Polar fleece-lined seat for added warmth.

WARMTH

● ● ● ● ○

WATERPROOFNESS/WINDPROOFNESS

● ● ● ● ● ○

BREATHABILITY

● ● ● ● ● ○

WARM-UP COAT

- Insulated pre-race overcoat.
- Nylon.
- Insulation: 200g Thermal Loft.
- 100% windproof and waterproof.

440880 • One size

Black [90]

- Hood fits over a Ski-Doo snocross helmet.
- Large handwarmer pockets with fleece lining.

WARMTH

● ● ● ● ○

WATERPROOFNESS/WINDPROOFNESS

● ● ● ● ● ○

BREATHABILITY

● ● ● ● ● ○

TRAIL PERFORMANCE

MEN'S

NEW SKI-DOO RACING JACKET



- Softshell-like fabric with windproof, water repellent and breathability properties.
- 2 large pockets at front.
- Watertight YKK zippers throughout.

440898 • XS, S, M, L, XL, 2XL, 3XL

Orange [12]

- Two front and one rear zippered vent.
- Room at upper back for identification.
- Longer back hem.
- Adjustable hem and sleeve hem.

WARMTH
● ○ ○ ○ ○

WATERPROOFNESS/WINDPROOFNESS
● ● ○ ○ ○

BREATHABILITY
● ● ○ ○ ○

NEW SKI-DOO RACING PANTS



- Polyester, Nylon and Kevlar.
- Water-repellent, windproof, flexible and optimally breathable fabric.
- Reinforcement fabric at inseam and high wear areas.

441655 • XS, S, M, L, XL, 2XL, 3XL

Autumn Red [14]

- Higher back and lower front shape for optimal comfort.
- Pre-shaped knees.
- Extra grip stripes added to seating area.
- Key loop at crotch and at waist.

WARMTH
● ○ ○ ○ ○

WATERPROOFNESS/WINDPROOFNESS
● ● ○ ○ ○

BREATHABILITY
● ● ○ ○ ○

LADIES'

NEW X-TEAM JACKET



- Nylon, Polyester.
- 100% waterproof, breathable and windproof.
- Insulation: 200g PrimaLoft Black.
- Radiant Core technology to keep you warm.
- 100% seams and logos sealed.
- Double center front flap insulated for heat retention and wind protection.
- Polar fleece at front body and top arms for added warmth.
- Reflective Ski-Doo logos for maximum visibility.

440895 • XS, S, M, L, XL, 2XL, 3XL

Black [90], Coral [13], Heather Grey [27], Light Blue [81]

- E LinQ connect: Inner wiring and D-ring attach for helmet cable.
- Additional removable collar to seal air entry.
- Customizable zipper puller: choices of two options by jacket.
- Powder skirt.
- Shaped sleeves.
- Reflective details on sleeves and at back.
- Inner wrist gaiter with thumb hole.
- Water-resistant YKK zippers.

WARMTH
● ● ● ● ○

WATERPROOFNESS/WINDPROOFNESS
● ● ● ● ○

BREATHABILITY
● ● ● ● ○

NEW X-TEAM HIGHPANTS



- Nylon, Polyester.
- Insulation: 200g PrimaLoft Black.
- Highly windproof, waterproof and breathable.
- 100% seams and logos sealed.
- Articulated, padded and shaped knees.
- Adjustable waist.

441659 • XS, S, M, L, XLS, XL, 2XL, 3XL

Black [90]

- Full-length side zippers.
- Reinforced seat, knees and inner legs.
- Water-resistant YKK zippers at pockets.
- Storm gaiters.
- Polar fleece-lined seat for added warmth.
- Drop seat design.

WARMTH
● ● ● ● ○

WATERPROOFNESS/WINDPROOFNESS
● ● ● ● ○

BREATHABILITY
● ● ● ● ○

TRAIL

MEN'S

NEW LEGACY JACKET



- Nylon, Polyester.
- 100% waterproof, breathable and windproof.
- Insulation: 200g PrimaLoft Black + 100g PrimaLoft Silver in removable liner.
- 100% seams and logos sealed.
- Triple center front insulated flaps for heat retention and wind protection.
- 360° reflective details for maximum visibility.

440896 • S, M, L, XL, 2XL, 3XL

Army Green [77], Black [90]

- Radiant core technology to keep you warm.
- Additional removable collar to seal air entry.
- 2-way front zipper.
- E LinQ connect: Inner wiring and D-ring attach for helmet cable.
- Powder skirt.
- Water-resistant YKK zippers.
- Shaped sleeves.
- Fleece at collar.

WARMTH
● ● ● ● ○

WATERPROOFNESS/WINDPROOFNESS
● ● ● ● ○

BREATHABILITY
● ● ● ● ○

MEN'S

NEW HOLESHOT JACKET

- Nylon, Polyester.
- 100% windproof, waterproof and breathable.
- Insulation: 200g Thermal Loft.
- Radiant core technology to keep you warm.
- Polar fleece at front body and top arms.
- Critical seams and logos sealed.
- Reflective details on back and sleeves for optimized visibility.

440899 • S, M, L, XL, 2XL, 3XL

Black [90], Black with graphics [94], Heather Grey [27]

- E LinQ connect: Inner wiring and D-ring attach for helmet cable.
- Durable YKK zippers.
- Micro fleece inner cuffs.
- Zipper puller on Black with graphics version: Red.
- Zipper puller on Black version: Black.
- Zipper puller on Heather grey version: Yellow.
- Replacement zipper puller: Black.

WARMTH



WATERPROOFNESS/WINDPROOFNESS



BREATHABILITY

**VOYAGER HIGHPANTS**

- 200g Primaloft Silver insulation.
- Highly windproof, waterproof and breathable.
- 100% seams and logos sealed.
- Preshaped and padded knees.
- Polar fleece at seat and crotch for extra warmth.

441666 • S, M, L, XL, 2XL, 3XL

Black [90]

- Side zipper with double flaps.
- Elastic at back.
- Storm gaiter.
- Reinforcement at inner legs, seat and knees for abrasion resistance.
- Reflective details.

WARMTH



WATERPROOFNESS/WINDPROOFNESS



BREATHABILITY

**NEW TRAIL PANTS**

- Nylon, Polyester.
- 100% waterproof, breathable and windproof.
- Insulation: 200g Thermal Loft.
- Critical seams and logos sealed.
- Reinforcement at seat and inner leg.
- Pre-shaped knees and seat.

441670 • XS, S, M, L, XL, 2XL, 3XL

Black [90], Black with graphics [94]

- Storm gaiters with boot to lace snap connector.
- 2-way $\frac{3}{4}$ length side zippers with flap.
- 2 zippered hip pockets.
- Elastic waist at back.
- Adjustable suspenders.

WARMTH



WATERPROOFNESS/WINDPROOFNESS



BREATHABILITY



LADIES'

NEW HOLESHOT JACKET

- Nylon, Polyester.
- 100% windproof, waterproof and breathable.
- Insulation: 200g Thermal Loft.
- Radiant core technology to keep you warm.
- Polar fleece at front body and top arms.
- Critical seams and logos sealed.
- Reflective details on back and sleeves for optimized visibility.

440893 • XS, S, M, L, XL, 2XL, 3XL

Black [90], Coral [13], Light Blue [81]

- E LinQ connect: Inner wiring and D-ring attach for helmet cable.
- Durable YKK zippers.
- Micro fleece inner cuffs.
- Zipper puller on Black version: Black.
- Zipper puller on Coral version: Coral.
- Zipper puller on Light Blue version: Blue.

WARMTH



WATERPROOFNESS/WINDPROOFNESS



BREATHABILITY

**VOYAGER HIGHPANTS**

- 200g Primaloft Silver insulation.
- Highly windproof, waterproof and breathable.
- 100% seams and logos sealed.
- Preshaped and padded knees.
- Polar fleece at seat and crotch for extra warmth.

441665 • XS, S, M, L, XL, 2XL, 3XL

Black [90]

- Side zipper with double flaps.
- Elastic at back.
- Storm gaiter.
- Reinforcement at inner legs, seat and knees for abrasion resistance.
- Reflective details.
- Drop seat design.

WARMTH



WATERPROOFNESS/WINDPROOFNESS



BREATHABILITY

**NEW TRAIL PANTS**

- Nylon, Polyester.
- 100% waterproof, breathable and windproof.
- Insulation: 200g Thermal Loft.
- Critical seams and logos sealed.
- Reinforcement at seat and inner leg.
- Pre-shaped knees and seat.

441669 • XS, S, M, L, XL, 2XL, 3XL

Black [90], Heather Grey [27],

- Storm gaiters with boot to lace snap connector.
- 2-way $\frac{3}{4}$ length side zippers with flap.
- 2 zippered hip pockets.
- Elastic waist at back.
- Adjustable suspenders.

WARMTH



WATERPROOFNESS/WINDPROOFNESS



BREATHABILITY



TOURING

NEW ABSOLUTE 0 TEAM EDITION JACKET

SympaTex®

440901 • S, M, L, XL, 2XL, 3XL

Black with graphics [94]



- Sympatex 2-Ply Laminated Polyester.
- Primaloft Gold insulation: Body 200g + removable liner 100g.
- Lifetime warranty with the Sympatex membrane.
- 100% windproof, waterproof and highly breathable membrane.
- 100% seams and logos sealed.
- Center front quadruple insulated flaps for heat retention and wind protection.
- Removable and adjustable collar to seal air entry.
- Underarm venting.
- Shaped sleeves.
- Powder skirt.
- Water-resistant YKK zippers at pockets.
- Reflective details on arms and back.
- E LinQ connect: Inner wiring and D-ring attach for helmet cable.
- Collar, hem and wrists adjustment.
- Removable hood.
- Customizable zipper puller: Choice of red or black.
- Radiant Core technology to keep you warm.
- Inner wrist gaiters with thumb hole.

WARMTH



WATERPROOFNESS/WINDPROOFNESS



BREATHABILITY

**NEW** ABSOLUTE 0 JACKET

SympaTex®

440890 • S, M, L, XL, 2XL, 3XL

Black [90], Heather Grey [27]



- Sympatex 2-Ply Laminated Polyester.
- Primaloft Gold insulation: Body 200g + removable liner 100g.
- Lifetime warranty with the Sympatex membrane.
- 100% windproof, waterproof and highly breathable membrane.
- 100% seams and logos sealed.
- Center front quadruple insulated flaps for heat retention and wind protection.
- Removable and adjustable collar to seal air entry.
- Underarm venting.
- Shaped sleeves.
- Powder skirt.
- Water-resistant YKK zippers at pockets.
- Reflective details on arms and back.
- E LinQ connect: Inner wiring and D-ring attach for helmet cable.
- Collar, hem and wrists adjustment.
- Removable hood.
- Customizable zipper puller: Choice of red or black.
- Radiant Core technology to keep you warm.
- Inner wrist gaiters with thumb hole.

WARMTH



WATERPROOFNESS/WINDPROOFNESS



BREATHABILITY

**NEW** ABSOLUTE 0 HIGHPANTS

SympaTex®

441664 • S, M, L, XLS, XL, 2XL, 3XL

Black [90], Heather Grey [27]



- Sympatex 2-Ply Laminated Polyester.
- Primaloft Gold insulation: 200g.
- Lifetime warranty with the Sympatex membrane.
- 100% windproof, waterproof and highly breathable Sympatex membrane.
- 100% seams and logos sealed.
- 2-way full-length side zippers with double flaps.
- Polar fleece-lined seat for added warmth.
- Adjustable waist.
- Preshaped and padded knees.
- Reinforced crotch and seat.
- Storm gaiters.

WARMTH



WATERPROOFNESS/WINDPROOFNESS



BREATHABILITY

**NEW** ABSOLUTE 0 TEAM EDITION JACKET

SympaTex®

440923 • XS, S, M, L, XL, 2XL, 3XL

Black with graphics [94]



- Sympatex 2-Ply Laminated Polyester.
- Primaloft Gold insulation: Body 200g + removable liner 100g.
- Lifetime warranty with the Sympatex membrane.
- 100% windproof, waterproof and highly breathable membrane.
- 100% seams and logos sealed.
- Center front quadruple insulated flaps for heat retention and wind protection.
- Removable and adjustable collar to seal air entry.
- Underarm venting.
- Shaped sleeves.
- Powder skirt.
- Water-resistant YKK zippers at pockets.
- Reflective details on arms and back.
- E LinQ connect: Inner wiring and D-ring attach for helmet cable.
- Collar, hem and wrists adjustment.
- Removable hood.
- Customizable zipper puller: Choice of red or black.
- Radiant Core technology to keep you warm.
- Inner wrist gaiters with thumb hole.

WARMTH



WATERPROOFNESS/WINDPROOFNESS



BREATHABILITY



MEN'S

LADIES'

LADIES'

NEW ABSOLUTE 0 JACKET

SympaTex®

440902 • XS, S, M, L, XL, 2XL, 3XL

Black [90], Heather Grey [27]



- Sympatex 2-Ply Laminated Polyester.
- Primaloft Gold insulation: Body 200g + removable liner 100g.
- Lifetime warranty with the Sympatex membrane.
- 100% windproof, waterproof and highly breathable membrane.
- 100% seams and logos sealed.
- Center front quadruple insulated flaps for heat retention and wind protection.
- Removable and adjustable collar to seal air entry.
- Underarm venting.
- Shaped sleeves.
- Powder skirt.
- Water-resistant YKK zippers at pockets.
- Reflective details on arms and back.
- E LinQ connect: Inner wiring and D-ring attach for helmet cable.
- Collar, hem and wrists adjustment.
- Removable hood.
- Customizable zipper puller: Choice of red or black.
- Radiant Core technology to keep you warm.
- Inner wrist gaiters with thumb hole.
- Customizable zipper pullers: Choice of black or blue on the black colorway and coral or black on the heather grey version.

WARMTH



WATERPROOFNESS/WINDPROOFNESS



BREATHABILITY

**NEW ABSOLUTE 0 HIGHPANTS**

SympaTex®

441663 • XS, S, M, L, XLS, XL, 2XL, 3XL

Black [90]



- Sympatex 2-Ply Laminated Polyester.
- Primaloft Gold insulation: 200g.
- Lifetime warranty with the Sympatex membrane.
- 100% windproof, waterproof and highly breathable Sympatex membrane.
- 100% seams and logos sealed.
- 2-way full-length side zippers with double flaps.
- Polar fleece-lined seat for added warmth.
- Adjustable waist.
- Preshaped and padded knees.
- Reinforced crotch and seat.
- Storm gaiters.

WARMTH



WATERPROOFNESS/WINDPROOFNESS



BREATHABILITY



MITTS & GLOVES

MEN'S

NEW ABSOLUTE 0 GLOVES

446317 • XS, S, M, L, XL, 2XL, 3XL

Black [90]



- Nylon, Leather.
- Top hand: 200 g PrimaLoft Gold, Palm: 133g PrimaLoft grip control.
- Ethical goose down insulation.
- Waterproof, windproof and breathable glove insert.
- Naturally moisture-wicking and antimicrobial wool blend lining.
- Box fingertips to avoid air infiltration.
- Leather palm and fingers with grip reinforcement.
- Touch screen index finger.
- Built-in wipe on thumb.
- Long gauntlet.
- Reflective details.

WARMTH



DEXTERITY

**NEW ABSOLUTE 0 MITTS**

446318 • XS, S, M, L, XL, 2XL

Black [90]



- Nylon, Leather.
- Top hand: 200 g PrimaLoft Gold, Palm: 133g PrimaLoft grip control.
- Ethical goose down insulation.
- Waterproof, windproof and breathable mitt insert.
- Naturally moisture-wicking and antimicrobial wool blend lining.
- Leather palm and fingers with grip reinforcement.
- Long gauntlet.
- Reflective details.

WARMTH



DEXTERITY



MITTS & GLOVES

NEW X-TEAM NYLON GLOVES

446322 • XS, S, M, L, XL, 2XL, 3XL

Black [90], Charcoal Grey [07]



- Top hand: 200 g PrimaLoft Gold Palm: 133 g PrimaLoft grip control.
- Waterproof, windproof and breathable glove insert.
- New moisture-wicking and antimicrobial wool blend lining.

- Wider and longer cuff.
- Box fingertips to avoid air infiltration.
- Grip control technology for a better grip in palm.
- Touch screen index finger.
- Improved visor/goggle wiper.

WARMTH
●●●●○

DEXTERITY
●●●●○

NEW X-TEAM LEATHER GLOVES

446328 • S, M, L, XL, 2XL, 3XL

Black [90], Red [30]



- Top hand: 200 g PrimaLoft Gold, Palm: 133g PrimaLoft grip control.
- Waterproof, windproof and breathable glove insert.
- Naturally moisture-wicking and antimicrobial wool blend lining.

- Box fingertips to avoid air infiltration.
- Grip control technology for a better grip in palm.
- Touch screen index finger.
- Improved visor/goggle wiper.

WARMTH
●●●●○

DEXTERITY
●●●●○

MOUNTAIN GLOVES

446222 • S, M, L, XL, 2XL, 3XL

Black [90]



- Nylon, Leather.
- mcFIT technology for a better grip.
- Mild-weather glove with lining.

- Waterproof, windproof and breathable glove insert.

WARMTH
●○○○○

DEXTERITY
●●●●●

GRIP GLOVES

446234 • S, M, L, XL, 2XL, 3XL

Black [90]



- Leather, Nylon, Chloroprene Rubber, Polyester.
- Insulation: 100g PrimaLoft Gold top hand.
- mcFIT technology for a better grip and added tactility and dexterity.
- Box fingertips to avoid air infiltration.

- Leather palm with grip reinforcement.
- Visor wiper.
- Waterproof, windproof and breathable glove insert.
- Antibacterial, stay-dry moisture management lining.
- Reflective details.

WARMTH
●●●○○

DEXTERITY
●●●●●

X-TEAM CREW GLOVES

446297 • S, M, L, XL, 2XL, 3XL

Black [90]



- Nylon, Polyester, Polyurethane and Spandex.
- Soft, durable, flexible and breathable.

- Stretch wrist for easy in and out.

WARMTH
●○○○○

DEXTERITY
●●●●●

NEW WOOLLY GLOVES

446327 • XS, S, M, L, XL, 2XL

Army Green [77], Black [90], Coral [13]



- Nylon, Leather.
- Top hand: 200 g PrimaLoft Gold Palm: 133 g PrimaLoft Gold.
- Waterproof, windproof and breathable glove insert.

- Naturally moisture-wicking and antimicrobial wool blend lining.
- Leather palm and fingers with grip reinforcement.
- Touch screen index finger.
- Improved visor/goggle wiper.

WARMTH
●●●○○




DEXTERITY
●●●○○

MEN'S



UNISEX

BOOTS & SOCKS

BOOTS

UNISEX	NEW TEC+ BOOTS	444253 • 5, 6, 7, 8, 9, 10, 11, 12, 13	Black (90)	
		<ul style="list-style-type: none"> Improved comfort and flex. Removable insole. Unisex, smaller sizes added for ladies. Kevlar reinforced laces. Moisture-wicking inner liner material. 600 g PrimaLoft ECO FOOTWEAR insulation for maximum comfort. 	<ul style="list-style-type: none"> Leather outer layer incorporates HydroGuard¹ waterproof membrane. Tapered rear shape for better achilles and ankle support. Abrasion and impact resistant ice breaker toe piece. Aggressive, durable anti-slip outsole for running board traction. 	WARMTH ●●●○○ RIGIDITY ●●●○○
	TEC+ REC BOOTS	444240 • 5, 6, 7, 8, 9, 10, 11, 12, 13	Black (90)	
MEN'S		<ul style="list-style-type: none"> Tough abrasion resistant leather outer. Breathable waterproof membrane. Limit of comfort temperature range: -40°F to -58°F or -40°C to -50°C*. 	<ul style="list-style-type: none"> Rugged ultra-grip outsole design. Removable/inner liner. 	WARMTH ●●●●○ RIGIDITY ●●○○○
	TEC+ REC BOOTS	444241 • 6, 7, 8, 9, 10	Black (90)	
LADIES'		<ul style="list-style-type: none"> Tough abrasion resistant leather outer. Breathable waterproof membrane. Limit of comfort temperature range: -40°F to -58°F or -40°C to -50°C*. 	<ul style="list-style-type: none"> Rugged ultra-grip outsole design. Removable/inner liner. 	WARMTH ●●●●○ RIGIDITY ●●○○○

SOCKS

UNISEX	ACTIVE/RACE SOCKS	444229 • S, M, L	Blue (80), Black (90), Sunburst Yellow (96)	
		<ul style="list-style-type: none"> Nylon, Merino Wool, Polypropylene, Elastane. Engineer-knitted with Isolfil¹ yarn designed to keep skin dry, with built-in polypropylene fibers that trap warm air and slow the dispersion of body heat. 	<ul style="list-style-type: none"> Reinforced toe and heel, plus added protection above the boot line. Special padding for pressure reduction and buffered protection. 	
	THERMAL SOCKS	444230 • S, M, L	Raspberry (39), Black (90), Sunburst Yellow (96)	
		<ul style="list-style-type: none"> Polyester Thermocool¹, Nylon, Polypropylene, Wool. Same thickness as competing thermal socks, but lighter, warmer and better moisture-wicking performance. 	<ul style="list-style-type: none"> Thermolite¹ hollow-core fibers deliver new generation of warmth-comfort fusion. 	

HEADWEAR & BALACLAVAS

MEN'S

NEW SUBLIMATED BALACLAVA**448679** • One sizeHi-Vis Yellow **(26)**, Red **(30)**

- 91% Polyester, 9% Spandex.
- Stretch, antibacterial fabric with brushed inner surface.
- Moisture-wicking anti-odor treatment.
- Flatlocked seams prevent skin chafing.

LADIES'

NEW SUBLIMATED BALACLAVA**448701** • One sizeBlue **(80)**

- 91% Polyester, 9% Spandex.
- Stretch, antibacterial fabric with brushed inner surface.
- Moisture-wicking anti-odor treatment.
- Flatlocked seams prevent skin chafing.

TECHNICAL BALACLAVA**445950** • One sizeBlack **(90)**

- Microfleece: 92% Polyester, 8% Spandex.
- Strategically placed mesh for breathability.
- Windproof neck bib.
- Lower at back of neck for increased motion range.
- Flatlocked seams prevent skin chafing.

BASIC BALACLAVA**447449** • One sizeBlack **(90)**

- 80% Nylon, 20% Spandex.
- Flatlocked seams prevent skin chafing.

UNISEX

MICROFLEECE BALACLAVA**447565** • One sizeBlack **(90)**

- Microfleece: 100% Polyester.
- Stretch, antibacterial warming fleece fabric with brushed inner surface.
- Flatlocked seams prevent skin chafing.

ULTIMATE TRAIL BALACLAVA**447736** • S/M, L/XLBlack **(90)**

- 60% Polyester, 30% Nylon, 10% Spandex.
- Perfect when used with the OXYGEN, BV2S or Modular 3 helmets.
- Keeps you warm while providing breathable and windproof performance.
- Waterproof, windproof and breathable fabric at neck.
- Moisture-wicking fabric.
- Elastic channel at sides for contoured fit.

MOUNTAIN BALACLAVA**448234** • One sizeBlack **(90)**

- 65% Nylon, 20% Polyester, 10% Spandex, 5% Synthetic Rubber.
- Stretch, quick-dry fabric with brushed inner surface.
- Neoprene face guard for effective moisture exchange to promote breathing in extreme cold with removable rubber part in pocket.
- Flatlocked seams prevent skin chafing.
- Good fit with open face helmets.

UNISEX

NEW NECK GAITOR

447841 • One size

Black (90)



- 100% polyester.
- Spandex binding and elastic at back for a better fit.
- Anti-pilling fleece.

TECHNICAL NECK GAITOR

447636 • One size

Black (90)



- 89% Polyester, 8% Spandex, 3% Synthetic Rubber.
- Keeps you warm while providing breathable, windproof and waterproof performance.
- Moisture-wicking fabric.
- Laser-cut breather holes.
- Ergonomic patterning with microfleece at side and back panel for more stretchability.
- Elastic adjustment at back.

LADIES'

HEADBAND

447703 • One size

Black (90), Heather Grey (27)



- 100% Acrylic.
- Headband with fleece lining.

MUSKOKA HAT

447645 • One size

Black (90), Coral (13), Grey (09)



- 100% Acrylic.
- Micro-fleece lining.
- Knit pom-pom.

UNISEX

NEW SKI-DOO SHORT BEANIE

447869 • One size

Army Green (77), Black (90), Heather Grey (27), Red (30)



- 100% Acrylic.
- Short beanie with rollover cuff.
- Fisherman look.

NEW REVERSIBLE BEANIE

448677 • One size

Black (90), Coral (13), Heather Grey (27), Light Blue (81), Orange (12), Red (30), Sunburst Yellow (96)



- 95% Acrylic, 4% Nylon, 1% Spandex.
- 2 in 1 reversible hat with knit in logos.

COMPACT THIN BEANIE

447704 • One size

Black (90)



- 100% stretch polyester.
- Light beanie.

SKI-DOO X HAT

447777 • One size

Black (90), Heather Grey (27)



- 100% Acrylic.
- Beanie with knit in X logo and Ski-Doo patch.

HEADWEAR & BALACLAVAS

UNISEX

LANDING HAT

454298 • One size

Black (90), Coral (13),
Heather Grey (27), Orange (12)



- 95% Acrylic, 4% Nylon, 1% Spandex.
- Beanie with the Ski-Doo logo.

NEW FLEX FIT X-TEAM CAP

448698 • S/M, L/XL, 2XL

Black (90), Heather Grey (27)



- 97% Cotton, 3% Spandex (Black), 100% Cotton (Heather Grey).
- Fitted Cap.
- Ski-Doo signature embroidered on peak.
- X logo patch at front.

NEW FREESTYLE CAP

448681 • One size

Black (90), Heather Charcoal (29), Navy (89)



- 60% Polyester, 40% Cotton (Black, Navy), 50% Polyester, 50% Cotton (Heather Charcoal).
- Plastic adjustment at back.
- Flat peak.
- Ski-Doo embroidery at front.

NEW SIGNATURE CAP

448682 • One size

Black (90), Coral (13), Heather Charcoal (29), Heather Grey (27), Sunburst Yellow (96), White (01)



- 100% Cotton (All colors except Heather Charcoal), 60% Cotton, 40% Polyester (Heather Charcoal).
- Plastic adjustment at back.
- Ski-Doo embroidery logo at front.

NEW X-TEAM CAP

448685 • One size

Black (90), Navy (89), Red (30)



- 100% Cotton.
- Plastic adjustment at back.
- Ski-Doo signature embroidered.
- X logo patch at front.

MEN'S

BASE LAYERS

THERMAL BASE LAYERS

NEW THERMAL BASE LAYER (TOP)




454376 • S, M, L, XL, 2XL, 3XL

Black (90), Charcoal Grey (07)







- 95% Polyester, 5% Spandex
- Made of high-filament polyester enhanced by slight brushing to provide softness and warmth.
- Mesh paneled under arms for better ventilation and accelerated drying.
- Antimicrobial.

MEN'S

MEN'S	NEW THERMAL BASE LAYER (BOTTOM)	454374 • S, M, L, XL, 2XL, 3XL	Black (90)	
		<ul style="list-style-type: none"> • 95% Polyester, 5% Spandex (Brushed) • Made of high-filament polyester enhanced by slight brushing to provide softness and warmth. • Antimicrobial. 		
LADIES'	NEW THERMAL BASE LAYER (TOP)	454375 • XS, S, M, L, XL, 2XL, 3XL	Black (90), Charcoal Grey (07)	
		<ul style="list-style-type: none"> • 95% Polyester, 5% Spandex • Made of high-filament polyester enhanced by slight brushing to provide softness and warmth. • Mesh paneled under arms for better ventilation and accelerated drying. • Antimicrobial. 		
LADIES'	NEW THERMAL BASE LAYER (BOTTOM)	454373 • XS, S, M, L, XL, 2XL, 3XL	Black (90)	
		<ul style="list-style-type: none"> • 95% Polyester, 5% Spandex • Made of high-filament polyester enhanced by slight brushing to provide softness and warmth. • Antimicrobial. 		

MERINO BASE LAYERS

MEN'S	NEW MERINO BLEND BASE LAYER (TOP)	454377 • S, M, L, XL, 2XL, 3XL	Black (90)	
		<ul style="list-style-type: none"> • 70% Merino Wool, 30% Nylon • Permanent anti-odor performance. • Moisture wicking. • Body temperature regulator. 		
MEN'S	NEW MERINO BLEND BASE LAYER (BOTTOM)	454378 • S, M, L, XL, 2XL, 3XL	Black (90)	
		<ul style="list-style-type: none"> • 70% Merino Wool, 30% Nylon • Permanent anti-odor performance. • Moisture wicking. • Body temperature regulator. • Elastic waist band. 		
LADIES'	NEW MERINO BASE LAYER (TOP)	454379 • XS, S, M, L, XL, 2XL, 3XL	Black (90)	
		<ul style="list-style-type: none"> • 70% Merino Wool, 30% Nylon • Permanent anti-odor performance. • Moisture wicking. • Body temperature regulator. 		
LADIES'	NEW MERINO BASE LAYER (BOTTOM)	454380 • XS, S, M, L, XL, 2XL, 3XL	Black (90)	
		<ul style="list-style-type: none"> • 70% Merino Wool, 30% Nylon • Permanent anti-odor performance. • Moisture wicking. • Body temperature regulator. • Elastic waist band. 		

MID LAYERS

TECH+

MEN'S

NEW SKI-D00 WINDPROOF JACKET

454492 • S, M, L, XL, 2XL, 3XL

Black (90)



- Polyester and Spandex
- Lightweight, windproof, water-resistant and quick-dry jacket.
- Brushed fabric interior for exceptional comfort.
- 2 exterior hand pockets.
- Reflective logos on front and back.

NEW PACKABLE JACKET

440916 • S, M, L, XL, 2XL, 3XL

Army Green (77), Black (90), Red (30), Silver (08)



- Lining: 100% Nylon.
- Insulation: 100% Polyester.
- Use as a light jacket for cool dry weather or as a very warm mid layer.
- Drawcord hem adjustment in pockets.
- Down-like insulation with high compression.
- Shaped sleeves.

NEW MID-LAYER FLEECE

454387 • S, M, L, XL, 2XL, 3XL

Blue Teal (19), Heather Grey (27)



- 96% Polyester, 4% Spandex
- Heavyweight fleece for maximum warmth.
- Zippered hip and chest pockets.

TECH MID LAYER FLEECE

454188 • S, M, L, XL, 2XL

Black (90), Blue (80), Heather Grey (27)



- 100% Polyester with antimicrobial.
- Heavyweight fleece for maximum warmth.
- Zippered hips and chest pockets.

LADIES'

NEW PACKABLE JACKET

440917 • XS, S, M, L, XL, 2XL, 3XL

Black (90), Blue Teal (19), Red (30), Silver (08)



- Lining: 100% Nylon.
- Insulation: 100% Polyester.
- Use as a light jacket for cool dry weather or as a very warm mid layer.
- Drawcord hem adjustment in pockets.
- Down-like insulation with high compression.
- Shaped sleeves.

MID-LAYERS

MEN'S

NEW X-TEAM MICRO-FLEECE

454389 • S, M, L, XL, 2XL, 3XL

Black (90), Charcoal Grey (07), Red (30)



- 100% Polyester micro polar
- Mid weight microfleece excellent for warmth as a second layer.
- Moisture-wicking fabric.
- Zippered hand pockets.

MEN'S

NEW SNO-X FLEECE ZIP-UP

454403 • S, M, L, XL, 2XL, 3XL

Army Green (77),
Black (90), Blue Teal (19),
Heather Grey (27)

- 96% Polyester, 4% Spandex
- Heavyweight fleece for maximum warmth.

NEW X-TEAM MICRO-FLEECE

454388 • XS, S, M, L, XL, 2XL, 3XL

Black (90), Heather Grey (27)



- 100% Polyester micro polar
- Midweight microfleece excellent for warmth as a second layer.
- Moisture-wicking fabric.
- Zippered hand pockets.

NEW SNO-X FLEECE ZIP-UP

454405 • XS, S, M, L, XL, 2XL, 3XL

Army Green (77),
Black (90), Blue Teal (19), Heather
Grey (27)

- 96% Polyester, 4% Spandex
- Heavyweight fleece for maximum warmth.

LADIES'

WINDPROOF ZIP-UP

454285 • XS, S, M, L, XL, 2XL, 3XL

Black (90)



- 96% Polyester, 4% Spandex
- Windproof, water-resistant membrane.
- 2 zippered hip pockets.
- Cuff feature thumb holes.
- Logo on shoulder.
- Reflective details on back.

MEN'S SPORTSWEAR

NEW SOFTSHELL JACKET

454412 • S, M, L, XL, 2XL, 3XL

Black with graphics (94),
Dark Navy (16)

- 100% Polyester.
- Lightweight softshell construction.
- Windproof, water-resistant membrane.
- Breathable wicking technology for all outdoor activities.
- Backed by micro-fleece for a soft feel.
- Insulation: 340 gsm micro polar fleece.
- Two hand pockets and two chest pockets.
- Sleeve hem velcro adjustment.

NEW CABIN OVERSHIRT

454385 • S, M, L, XL, 2XL, 3XL

Blue (80)



- 100% Cotton.
- Plaid flannel overshirt.
- Front opening with snap buttons.
- Two chest pockets and two hand pockets.
- Pencil insert.
- Sherpa lining.

MEN'S SPORTSWEAR

NEW PULLOVER HOODIE SKI-DOO

454386 • S, M, L, XL, 2XL, 3XL

Black (90), Blue Teal (19),
Heather Grey (27)

- 60% Cotton, 40% Polyester.
- One side brushed fleece.
- Handwarmer kangaroo pocket.

NEW SKI-DOO ZIP-UP HOODIE

454390 • S, M, L, XL, 2XL, 3XL

Army Green (77), Black (90),
Heather Grey (27)

- 60% Cotton, 40% Polyester.
- Semi-fitted hooded sweatshirt.
- Handwarmer kangaroo pockets.
- Ski-Doo print at center chest.

NEW SIGNATURE SWEATSHIRT

454396 • S, M, L, XL, 2XL, 3XL

Army Green (77), Black (90),
Heather Grey (27)

- 60% Cotton, 40% Polyester.
- Relaxed fit.
- Dropped, set-in sleeves.
- Rib on collar, cuffs and hem.
- Printed logo at center chest

NEW CLUB HOUSE SWEATER

454383 • S, M, L, XL, 2XL

Heather Grey (27)



- 40% Acrylic, 55% Polyester, 5% Wool.
- An heritage look and a rich blend of wool and synthetic materials are all your need to be cozy on the trails.
- ¼ zipper.

NEW HERITAGE SWEATER

454517 • S, M, L, XL, 2XL

Navy (89)



- 67% Polyester, 19% Viscose, 14% Wool.
- Heritage look and a rich blend of wool and synthetic materials.
- ¼ opening with buttons.
- Jacquard design at back.

NEW SKI-DOO TURTLENECK

454381 • S, M, L, XL, 2XL, 3XL

Black (90), Heather Grey (27)



- 90% Polyester, 10% Spandex.
- Stretch fabric.
- Moisture wicking, anti-microbial treatment and anti-pilling.

NEW SKI-D00 FLANNEL SHIRT

454395 • S, M, L, XL, 2XL, 3XL

Black [90]



- 100% Cotton.
- Two pockets at chest.
- Pencil insert.

NEW SKI-D00 BOX LOGO T-SHIRT

454407 • S, M, L, XL, 2XL, 3XL

Black [90], Blue [80],
Heather Grey [27]

- 100% Cotton.
- Crew neck t-shirt.
- Short sleeves.

NEW SKI-D00 SIGNATURE T-SHIRT

454421 • S, M, L, XL, 2XL, 3XL

Army Green [77], Black [90],
Heather Grey [27], Navy [89],
Red [30], White [01]

- 100% Cotton (All colors, except Heather Grey),
60% Cotton/40% Polyester (Heather Grey).
- Crew neck t-shirt.
- Short sleeves.

NEW SKI-D00 BASEBALL TEE

454449 • S, M, L, XL, 2XL, 3XL

Black [90], Navy [89]



- 60% Cotton, 40% Polyester.
- Vintage sporty style, baseball look.
- Long contrasting raglan sleeves and collar.

NEW GRAPHIC SKI-D00 T-SHIRT

454450 • S, M, L, XL, 2XL, 3XL

Heather Grey [27], White [01]



- 100% Cotton (White),
60% Cotton/40% Polyester (Heather Grey).
- Crew neck t-shirt.
- Short sleeves.

NEW SUMMIT LONG SLEEVE TEE

454401 • S, M, L, XL, 2XL, 3XL

Black [90], White [01]



- 100% Cotton.
- Print at front.
- Long sleeves.

NEW X-TEAM T-SHIRT

454399

Black [90], Navy [89],
Sunburst Yellow [96]

- 100% Cotton.
- Print at front with sponsors.
- Crew neck.
- Short Sleeves.

MEN'S SPORTSWEAR

NEW ONE TRACK MIND T-SHIRT

454400 • S, M, L, XL, 2XL, 3XL

Black (90), Blue (80)



- 100% Cotton.
- Print at front.
- Short sleeves.
- Crew neck t-shirt.

SKI-DOO PIT SHIRT

454281 • S, M, L, XL, 2XL, 3XL

Black (90)



- 60% Cotton, 40% Polyester.
- Short sleeves.
- Chest pocket.
- Back pleats for ease of movement.
- Back loop to hang shirt.
- Ski-Doo X logo on chest.
- Sponsors logos on chest.
- X Logo on back.

NEW X-RACE JERSEY

454393 • S, M, L, XL, 2XL

Black (90), Orange (12)



- 100% Polyester.
- V-neck jersey.
- Antibacterial, moisture-wicking fabric.
- Underarm mesh.
- Sublimated print.

NEW HIGHMARK JERSEY

454394 • S, M, L, XL, 2XL

Army Green (77), Red (30)



- 100% Polyester.
- V-neck jersey.
- Antibacterial, moisture-wicking fabric.
- Underarm mesh.
- Sublimated print.

LADIES' SPORTSWEAR

NEW LADIES' POLAR FLEECE

454446 • XS, S, M, L, XL, 2XL, 3XL

Black (90), Heather Grey (27),
Light Blue (81)

- 100% Polyester
- Polar fleece fabric.
- Brushed on the inside for a super-soft feel.
- Embossed binding at bottom hem.
- Quarter-zip with zipper guard.

NEW LADIES' CABIN OVERSHIRT

454382 • XS, S, M, L, XL, 2XL

Burgundy (35)



- 100% Cotton.
- Plaid flannel overshirt.
- Front opening with press buttons.
- Two chest pockets.
- Sherpa lining.
- Pencil insert.

NEW LADIES' PULLOVER HOODIE

454414 • XS, S, M, L, XL, 2XL, 3XL

Blue **[80]**, Coral **[13]**,
Heather Grey **[27]**

- 60% Cotton, 40% Polyester.
- Semi-fitted hooded sweatshirt.
- Hood with drawcord.
- Kangaroo hand pocket.
- Rib on cuffs and hem.
- Logo center chest.

NEW LADIES' SKI-DOO ZIP-UP HOODIE

454404 • XS, S, M, L, XL, 2XL, 3XL

Black **[90]**, Blue **[80]**,
Heather Grey **[27]**

- 60% Cotton, 40% Polyester.
- Semi-fitted hooded sweatshirt with drawcord.
- Full zip.
- Split, inset kangaroo hand pocket.
- Rib on cuffs and hem.

NEW LADIES' SKI-DOO TURTLENECK

454472 • XS, S, M, L, XL, 2XL, 3XL

Black **[90]**, Heather Grey **[27]**

- 90% Polyester, 10% Spandex.
- Stretch fabric.
- Moisture wicking, anti-microbial treatment and anti-pilling.

MUSKOKA SUPER SOFT SHIRT

454320 • XS, S, M, L, XL, 2XL

Black **[90]**, Heather Grey **[27]**

- 80% Polyester, 20% Spandex.
- Feminine-fit.
- Heavyweight super soft fabric for maximum heat.

NEW LADIES' SKI-DOO SIGNATURE T-SHIRT

454422 • XS, S, M, L, XL, 2XL, 3XL

Black **[90]**, Coral **[13]**,
Heather Grey **[27]**, White **[01]**

- 95% Cotton, 5% Spandex jersey.
- Short sleeves.
- V-neck t-shirt.

NEW LADIES' LONG SLEEVES SIGNATURE TEE

454420 • XS, S, M, L, XL, 2XL

Black **[90]**, Blue Teal **[19]**,
Heather Grey **[27]**

- 95% Cotton, 5% Spandex jersey.
- V-neck t-shirt.

NEW LADIES' BASEBALL TEE

454397 • XS, S, M, L, XL, 2XL, 3XL

Black **[90]**, Blue Teal **[19]**

- 60% Cotton, 35% Polyester, 5% Spandex.
- Vintage sporty style, baseball look.
- Long contrasting raglan sleeves and collar.

NEW LADIES' HIGHLAND T-SHIRT

454398 • XS, S, M, L, XL, 2XL

Heather Grey **[27]**, White **[01]**

- 60% Cotton, 35% Polyester, 5% spandex jersey.
- Crew neck.
- Short sleeves.
- Graphic at front.

LADIES'S SPORTSWEAR

NEW LADIES' X-RACE JERSEY

454392 • S, M, L, XL, 2XL

Blue (80), Heather Grey (27)



- 100% Polyester.
- Semi-fitted V-neck jersey.
- Antibacterial, moisture-wicking fabric.
- Sublimated print.

KIDS & TEEN WEAR

TEEN

NEW TEENS' X-TEAM JACKET

440891 • 7, 8, 10, 12, 14, 16

Black with graphics (94),
Coral (13), Heather Grey (27)



- Nylon, Polyester.
- 100% waterproof, breathable and windproof.
- Insulation: 200g PrimaLoft Black.
- Radiant Core technology to keep you warm.
- 100% seams and logos sealed.
- Double center front flap insulated for heat retention and wind protection.
- Polar fleece at front body and top arms for added warmth.
- Reflective Ski-Doo logos for maximum visibility.
- Additional removable collar to seal air entry.
- Zipper puller on Coral version: Charcoal Grey.
- Zipper puller on Black with graphics version: Black.
- Zipper puller on Heather Grey version: Charcoal Grey.

WARMTH
●●●●○
WATERPROOFNESS/WINDPROOFNESS
●●●●○
BREATHABILITY
●●●●○

TEENS' X-TEAM HIGHPANTS

441605 • 7, 8, 10, 12, 14, 16

Black (90)



- Highly windproof, waterproof and breathable.
- Thermal Loft 200 g insulation.
- 100% seams and logos sealed.
- Articulated, padded and shaped knees.
- Adjustable waist.
- Full-length side zippers.
- Growing-leg system for lengthening legs by 4" (10 cm) as child gets taller.
- Reinforced seat, knees and inner legs.
- Water-resistant YKK zippers at pockets.
- Storm gaiters.
- Polar fleece-lined seat for added warmth.

WARMTH
●●●●○
WATERPROOFNESS/WINDPROOFNESS
●●●●○
BREATHABILITY
●●●●○

TEENS' X-TEAM FLEECE

454258 • 7-8, 10-12, 14-16

Charcoal Grey (07)



- 100% Polyester .
- Midweight polar fleece.
- Handwarmer pockets.
- X-Team logo print on chest.
- Ski-Doo print on sleeve.






NEW YOUTH X-TEAM JERSEY

454406 • 3-4, 5-6, 7-8, 10-12, 14-16



Blue (80)




- 100% Polyester
- V-neck jersey.
- Antibacterial, moisture-wicking fabric.
- Underarm mesh.
- Sublimated print.

TEEN	NEW TEENS' SKI-DOO T-SHIRT	454415 • 7-8, 10-12, 14-16	Heather Grey (27) , Navy (89)	
	 <ul style="list-style-type: none"> • 100% Cotton (Navy), 60% Cotton/40% Polyester (Heather Grey). • Printed Logo front chest. • Crewneck t-shirt. • Short sleeves. 			
KIDS'	KIDS' X-TEAM FLEECE	454284 • 3-4, 5-6	Charcoal Grey (07)	
	 <ul style="list-style-type: none"> • 100% Polyester. • Midweight polar fleece. • Handwarmer pockets. • X-Team logo print on chest. • Ski-Doo print on sleeve. 			
KIDS'	NEW KIDS' SKI-DOO T-SHIRT	454419 • 3-4, 5-6	Black (90) , Navy (89)	
	 <ul style="list-style-type: none"> • 100% Cotton • Printed logo at front chest. • Crewneck t-shirt. • Short sleeves. 			
TEEN	X-TEAM GLOVES	446289 • 6-8, 10-12, 14-16	Black (90)	
	 <ul style="list-style-type: none"> • Nylon, Polyurethane, Polyester • Top hand: 240 g Thermal Loft Palm: 100 g Thermal Loft insulation. • Waterproof and breathable membrane. • 4-way stretch fleece cuff. 	<ul style="list-style-type: none"> • Drawstring closure. • Adjustable hook and loop web strap. • Brushed polyester lining with Microban¹ anti-microbial product protection. • Reflective details. 	WARMTH ●●●○ DEXTERITY ●●●○	
TEEN	TEENS' X-TEAM MITTS	446303 • 6-8, 10-12, 14-16	Black (90)	
	 <ul style="list-style-type: none"> • Nylon, Polyurethane, Stretch Polyester • Insulation: Top hand: 240g Thermal Loft, Palm: 140g Thermal Loft. • Waterproof and breathable membrane. • Drawstring closure. 	<ul style="list-style-type: none"> • Adjustable hook and loop web strap with slip keep. • Micropolyester lining with Microban anti-microbial product protection. • Heat pack pocket built into inner mitt lining. • Reflective details. 	WARMTH ●●●● DEXTERITY ●○○○○	


KIDS'

KIDS' X-TEAM MITTS	446302 • 2, 4, 6	Black (90)	
<div></div> <div><ul style="list-style-type: none">• Nylon, Polyurethane• Insulation: Top hand: 233g (100g Thermal Loft + 133g PrimaLoft), Palm: 100g Thermal Loft.• Waterproof and breathable membrane.• Micropolyester lining with Microban' anti-microbial product protection.<ul style="list-style-type: none">• Heat pack pocket built into inner mitt lining.• Gusset protector to avoid snow entry at zipper.• Reflective details.</div> <div><div>WARMTH</div><div><div></div><div></div><div></div><div></div><div></div></div><div>DEXTERITY</div><div><div></div><div></div><div></div><div></div><div></div></div></div>			
KIDS' THERMAL SOCKS	444151 • S/M, L/XL	Charcoal Grey (07), Yellow (10)	
<div></div> <div><ul style="list-style-type: none">• 35% Merino Wool, 35% Acrylic, 28% Polyamide Nylon, 2% Elastane.• Dependable comfort sourced from the durability of Polyamide Nylon and the warmth of Merino Wool.<ul style="list-style-type: none">• Itch-free and shrink treated to retain their size and shape for years.</div> <td></td>			


JUNIOR

BASIC BALACLAVA	445685 • S/M, L/XL	Black (90)	
<div></div> <div><ul style="list-style-type: none">• 80% Nylon, 20% Spandex• Designed for warmth, dryness and comfort.• Flatlocked seams to prevent skin chafing.</div> <td></td>			


TEEN

NEW STORM HAT	448678 • One size	Black (90), Coral (13)	
<div></div> <div><ul style="list-style-type: none">• 100% Acrylic• Knitted hat with micro fleece lining.</div> <td></td>			

KIDS'

NEW KIDS' STORM HAT	448686 • One size	Black (90), Coral (13)	
<div></div> <div><ul style="list-style-type: none">• 100% Acrylic• Knitted hat with micro fleece lining.</div> <td></td>			

KIDS'

NEW YOUTH SKI-DOO CAP	447809 • One size	Heather Charcoal (29)	
<div></div> <div><ul style="list-style-type: none">• 60% Cotton, 40% Polyester• Plastic adjustment at back.• Flat peak.• Ski-Doo 3D embroidery at front.</div> <td></td>			

TEKVEST

UNISEX

SKI-D00 TRAILMASTER TEKVEST

469308 • XS, S, M, L, XL

Grey (09)



- XS (100-130 lbs / 45-60 kg), S (130-150 lbs / 60-70 kg), M (150-185 lbs / 70-85 kg), L (185-210 lbs / 85-95 kg), XL (210-240 lbs / 95-110 kg), 2XL (240-270 lbs / 110-125 kg), 3XL (270-300 lbs / 125-140 kg)
- Polyester, Polyethylene, Vinyl Acetate laminated, Polypropylene, Nylon
- Zip-up fleece collar.

- 2 body-heated pockets are roomy enough to hold up to 4 smart phones/battery boosters in a vertical position. A perfect spot for a small wallet, a trail map or special medication.
- Insulated on the outside with a reflective aluminium layer.
- Quick attach points included for optional shoulder pads.

BAGS

UNISEX

NEW SKI-D00 STAND-UP ROLLER GEAR BAG

469319 • One size

Black (90)



- Your ultimate gear bag.
- Structural skeleton ensures stand-up stability when loaded or unloaded.
- Waterproof cover included for extra protection against the elements.

- Compartmentalized design places helmets, goggles, boots and your gear in dedicated zones.
- 140-liter capacity.
- Heavy duty 900D polyester material.

NEW SKI-D00 90 L GEAR BAG

469321 • One size

Black (90)



- Large main compartment with easy access to all gear.
- Large separated boot pocket.
- Zippered accessory pocket.
- Easy grab handles for transport.

- Detachable shoulder strap.
- Heavy-duty reinforced base.
- 90-liter capacity.
- 900 D polyester.

NEW SKI-D00 DUFFLE BACKPACK

469322 • One size

Black (90)



- Duffle bag with shoulder strap, can transform into a backpack.
- Adjustable shoulder and chest straps.
- Handy bottle holder.

- Foam padding on straps for comfort.
- 45-liter capacity.
- 900 D polyester.

NEW SKI-D00 LAPTOP BACKPACK

469323 • One size

Black (90)



- Laptop/Tablet pocket holds up to 15" laptop.
- Fleece lined sunglasses pocket.
- Adjustable shoulder and chest straps.
- Organization pocket with key clip.
- Foam padding on straps and back for comfort.

- Easy grab zipper pulls.
- Carry-on slider.
- Water bottle side pouch.
- 900 D polyester.

SIZING CHART

HOW TO MEASURE

- For best results, have someone else take measurements.
- Measure body in underwear.
- Tape must be snug but not tight.
- If measurements fall between two sizes, order the larger size.

HEIGHT: Without shoes, standing with heels and back against a wall.

HEAD: Around your head, from the center of the forehead, above the ears and over the natural bump at the back of the head.

ARM LENGTH: Let the hands hang down on the side in a slightly bent position. Measure from the center of the back of your neck, along the length of your arm, to the wrist.

CHEST / BUST: Measure under your arms, around the fullest part of your chest.

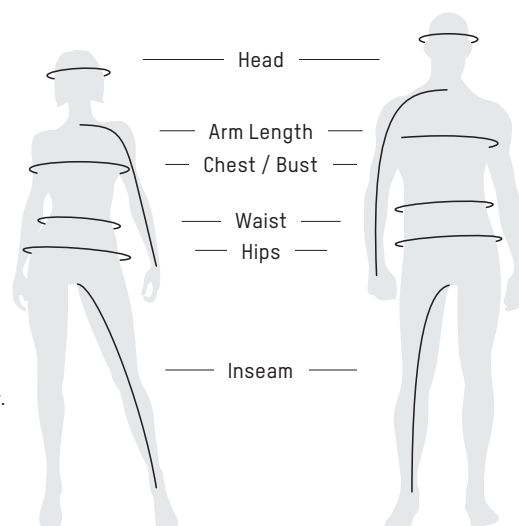
WAIST: Measure around your natural waistline, keeping one finger between the tape and body.

HIPS: Across the fullest part of the seat.

INSEAM: Without shoes, from crotch to the floor.

GLOVES: Measure palm width.

BOOTS: Foot length from heel to toe.



// WHAT CODE REPRESENTS YOUR SIZE?

- Find your size.
- The corresponding code is **THE CODE** you use to complete the part number on your order.
Example: 440227__90
Size: M = Code "06",
therefore 4402270690

SIZE	CODE
One Size	00
XS	02
S	04
M	06
MT	07
L	09
LT	10

SIZE	CODE
XL	12
XLT	13
2XL	14
2XLT	15
3XL	16
3XLT	17
4XL	18

SIZE	CODE
4XLT	19
5XL	88
1	20
2	21
3	22
4	23
5	24

SIZE	CODE
6	25
7	27
8	28
9	29
10	30
11	31
12	32

SIZE	CODE
13	33
14	34
16	35
18	78
3-4	79
5-6	52
6-8	48

SIZE	CODE
7-8	54
10-12	49
14-16	50
S/M	72
M/L	91
L/XL	73

OUTER, MID & BASE LAYERS + SPORTSWEAR

MEN'S - REGULAR 5'7" - 6'0"

	XS	S	M	L	XL	2XL	3XL	4XL	5XL
Chest	33-35	35-38	38-41	41-45	45-49	49-53	53-57	57-61	61-65
Waist	27-29	29-32	32-35	35-39	39-43	43-48	48-52	52-57	57-62
Hips (Seat)	33-35	35-38	38-41	41-45	45-49	49-53	53-57	57-61	61-65
Arm Length	30	31	32	33	34	35	35	36	36
Inseam	31	31½	32	32	32	32	32	32	32

LADIES' - REGULAR 5'3" - 5'8"

	XS	S	M	L	XL	2XL	3XL	4XL	5XL
Chest	32-35	35-37	37-40	40-43	43-47	47-51	51-55	55-59	59-63
Waist	26-29	29-31	31-34	34-37	37-42	42-46	46-51	51-55	55-60
Hips (Seat)	35-38	38-40	40-43	43-46	46-50	50-54	54-58	58-62	62-66
Arm Length	29	30	30	31	31	32	32	33	33
Inseam	30	30	30	30	30	30	30	30	30

JUNIOR

	2	3	4	5	6	7	8	10	12	14	16	18
Height	2'11"	3'2"	3'5"	3'8"	3'11"	4'2"	4'5"	4'8"	4'11"	5'2"	5'5"	5'8"
Chest	21	22	23	24	25	26	27	28½	30	31½	33	35
Waist	20	20½	21	21½	22	22½	23	24	25	26	27	29½
Hips (Seat)	21	22	23	24	25	26	27	28½	30	31½	33	36½
Arm Length	15½	17	18½	20	21½	23	24½	26½	30	31½	33	33½
Inseam	13½	15½	17½	19½	21	22½	24½	26½	28	29½	31	31½

BOOTS

MEN'S

	5	6	7	8	9	10	11	12	13
EU-Unisex Shoes Size	37	38	39.5	41	42	43	44.5	46	47
Foot (in.)	9	9½	9½	10	10½	10½	11	11½	11½
Foot (cm)	23	24	24.5	25.5	26.5	27	28	29	29.5

LADIES'

	6	7	8	9	10
EU-Unisex Shoes Size	35.5	37	38	39.5	41
Foot (in.)	8½	9	9½	9½	10
Foot (cm)	22	23	24	24.5	25.5

KIDS'

	1	2	3	4	5	6
EU-Unisex Shoes Size	32	33	34	35.5	37	38
Foot (in.)	7½	8	8½	8½	9	9½
Foot (cm)	19.5	20.5	21.5	22	23	24

GLOVES & MITTS

MEN'S

	XS	S	M	L	XL	2XL	3XL
Paln (in.)	3	3¼	3½	4	4½	5	5½
Paln (cm)	7.5	8	9	10	11.5	13	14

LADIES'

	XS	S	M	L	XL	2XL
Hand circumference (in.)	2½	2½	3	3½	4	4½
Hand length (in.)	6	7	8	9	10	11.5

KIDS'

	2	4	6
Hand circumference (in.)	4½-5	5-5½	5½-5¾
Hand length (in.)	4-4½	4½-4¾	4¾-5

HELMETS

MEN'S & LADIES'

	XS	S	M	L	XL	2XL	3XL
Head (in.)	20½-21¼	21½-22	22½-22¾	23¼-23¾	24-24¾	24¾-25½	25½-25¾
Head (cm)	53-54	55-56	57-58	59-60	61-62	63-64	65-66

JUNIOR

	S	M	L
Head (in.)	19¼-19¾	20-20½	20½-21¼
Head (cm)	49-50	51-52	53-54

SOCKS

	S	M	L
Men's	—	6-9½	10-13
Ladies'	4-8	8½-12	—

// NOTES

EXPLORE AN ENTIRE WORLD OF ADVENTURE WITH ALL OF OUR BRP PRODUCTS. **BRP.COM**



ski-doo LYNX SEA-DOO CAN-AM ROTAX ALUMACraft Manitou Evinrude
